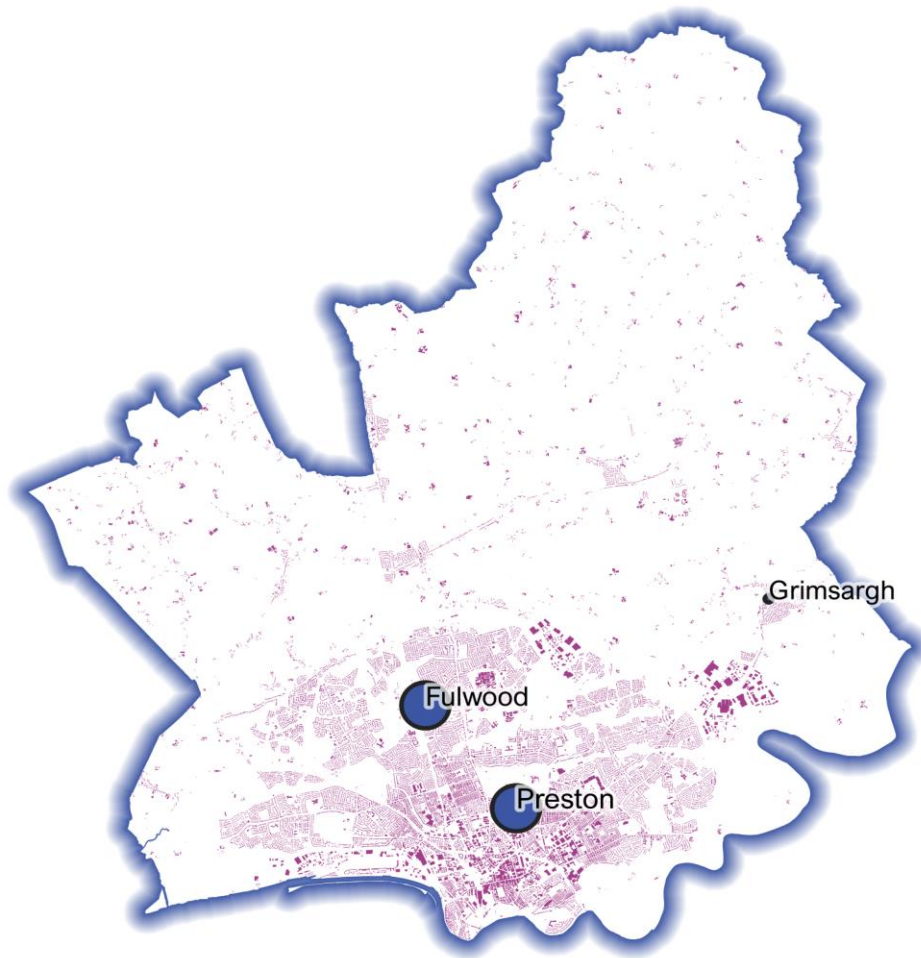


July 2022

Powered By
BuiltPlace

Detailed Price Paid Report:

Preston



| Contents | |
|----------|-------------------------------|
| 2 | House price growth |
| 3 | Sales map |
| 4 | Average prices + distribution |
| 5 | Transaction timeline |
| 6 | Depth of market |



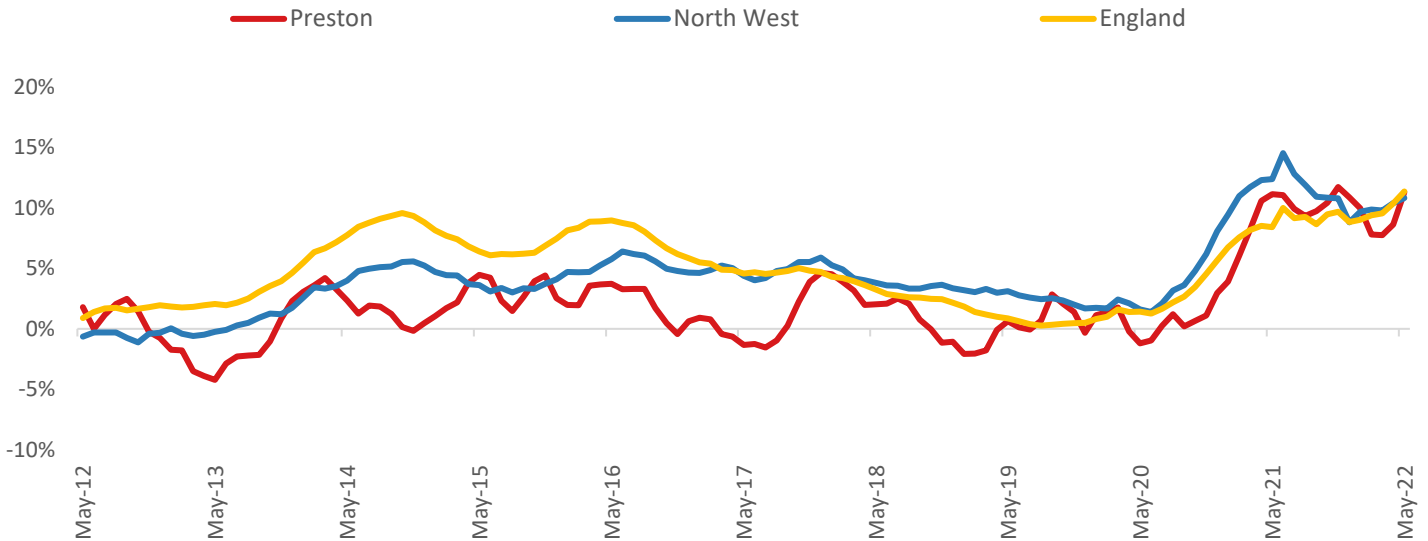
Click the main map above to visit our Cities, Towns & Villages page, for local analysis of the locations shown and over 2000 more

Headline Data

| | Current level | 3 month | Annual | 5 year | 10 year |
|--------------|---------------|---------|--------|--------|---------|
| House prices | £156,147 | 5.4% | 11.3% | 25.4% | 31.4% |
| Transactions | 1,989 | -6.9% | 13.6% | 6.6% | 40.8% |

House Price Growth (May 2022 data)

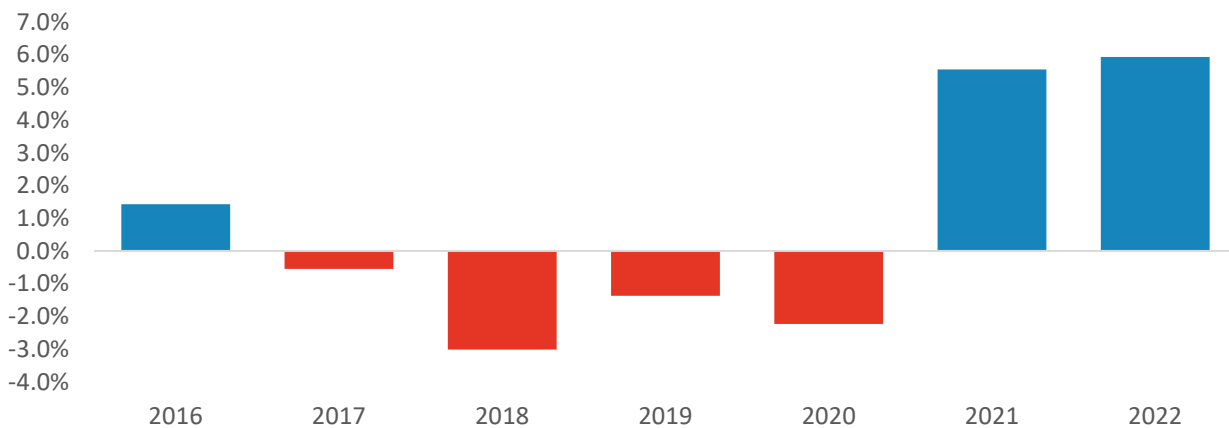
Annual Change in House Prices



House prices in Preston grew by 11.3% in the 12 months to May 2022 (based on 3-month smoothed data). By comparison national house prices grew by 11.3% and prices in the North West grew by 10.8% over the same period.

Preston house prices are now 9.2% above their previous peak in 2007, compared to +35.7% for the North West and +53.8% across England.

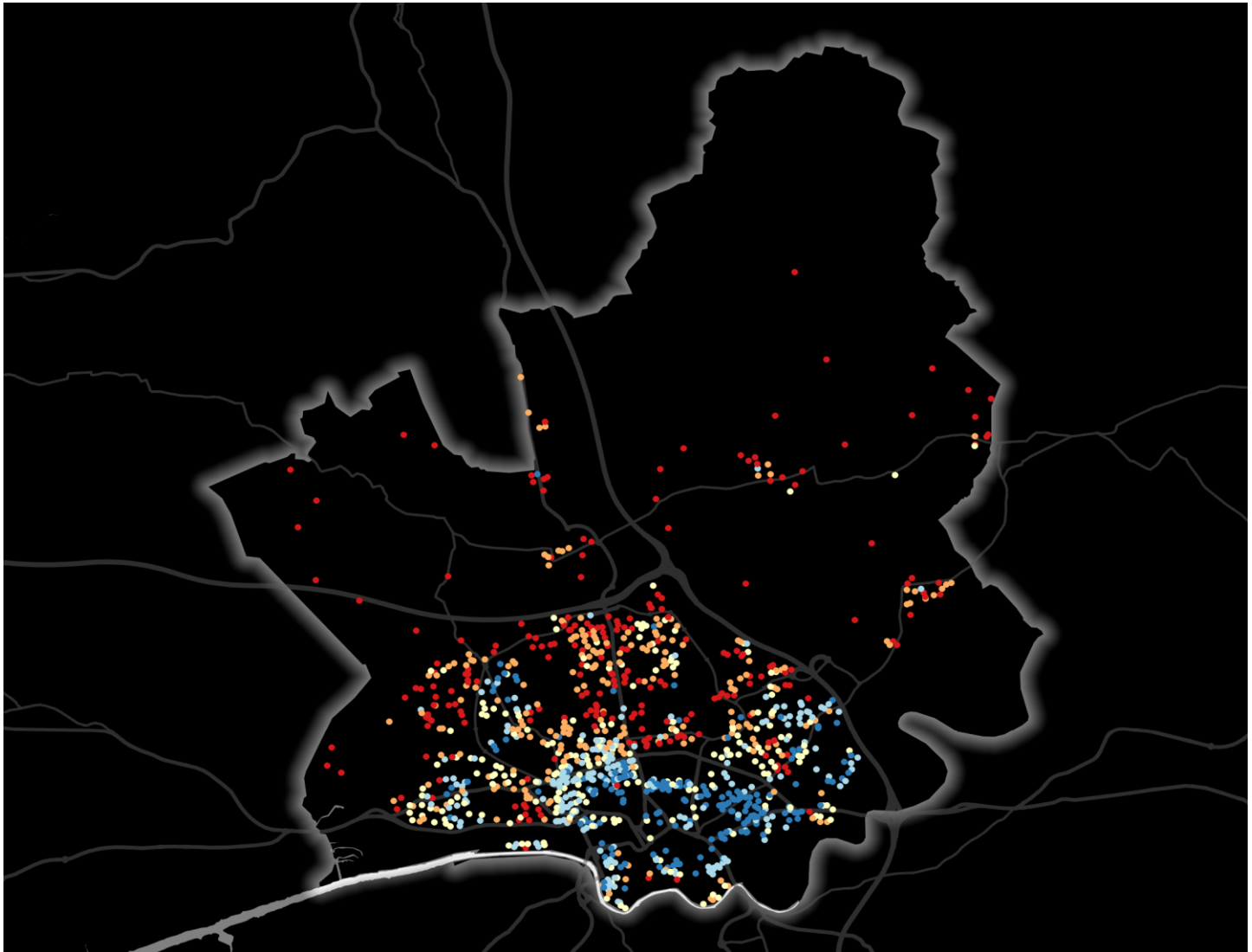
Year-To-Date Change in House Prices, December to May



Local prices have grown by 5.9% in 2022 so far, compared to growth of 5.5% over the same period last year.

House Price Map

12 months to May 2022



Each point is one postcode, coloured by the average value relative to all sales in this local authority (price bands are LA-specific quintiles).

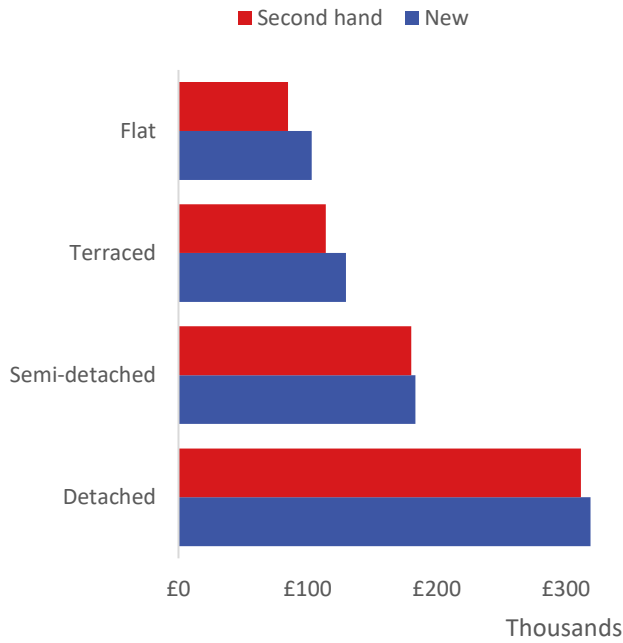
Map Key



| | Min | Max | |
|--|----------|----------|----------------------------|
| | Up to | £92,000 | 1st quintile / lowest 20% |
| | £92,000 | £126,000 | 2nd quintile |
| | £126,000 | £168,000 | 3rd quintile |
| | £168,000 | £237,000 | 4th quintile |
| | £237,000 | and over | 5th quintile / highest 20% |

Average House Price by Property Type

12 months to May 2022



| | New | Second hand |
|---------------|----------|-------------|
| Flat | £103,114 | £84,749 |
| Terraced | £129,591 | £113,963 |
| Semi-detached | £183,478 | £180,223 |
| Detached | £319,053 | £311,543 |

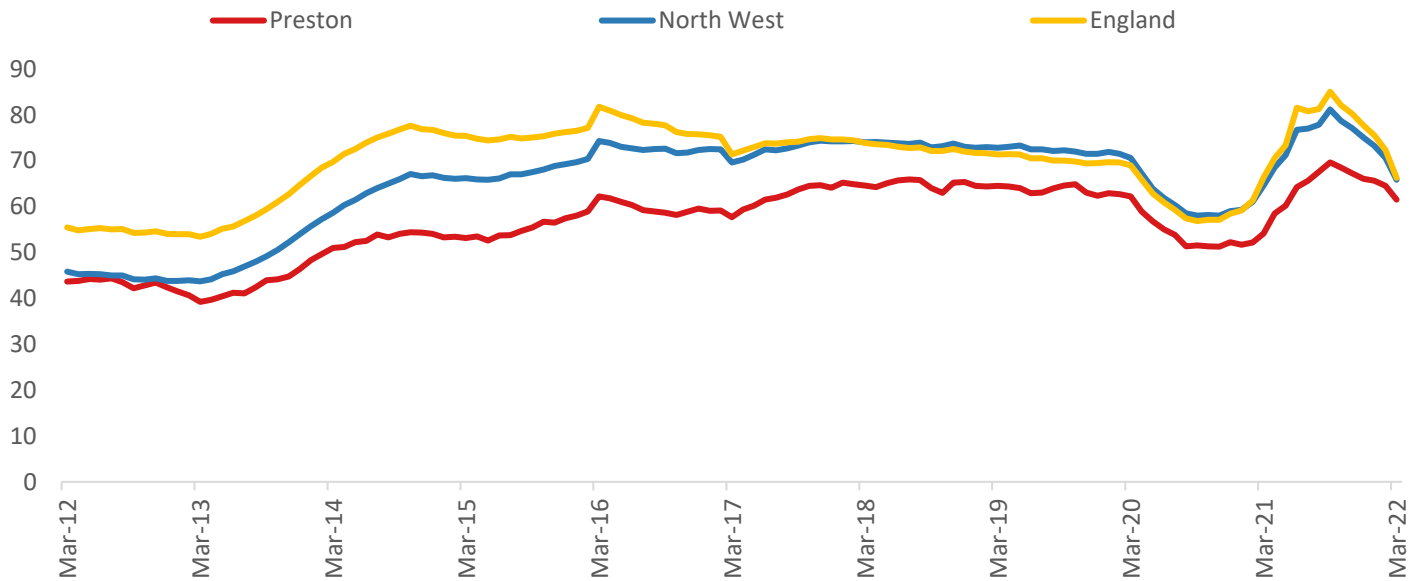
House Price Distribution by Year

All properties, by price band and calendar year (2020 = year to date)

| | 1997 | 2002 | 2007 | 2012 | 2017 | 2019 | 2020 |
|-------------|------|------|------|------|------|------|------|
| Under £100k | 92% | 79% | 29% | 35% | 33% | 26% | 26% |
| £100-200k | 8% | 18% | 54% | 49% | 41% | 44% | 48% |
| £200-300k | 0% | 2% | 12% | 12% | 17% | 19% | 18% |
| £300-400k | 0% | 1% | 3% | 3% | 6% | 6% | 5% |
| £400-500k | 0% | 0% | 1% | 1% | 1% | 2% | 1% |
| £500k-1m | 0% | 0% | 1% | 0% | 1% | 2% | 1% |
| £1-2m | 0% | 0% | 0% | 0% | 0% | 0% | 0% |
| Over £2m | 0% | 0% | 0% | 0% | 0% | 0% | 0% |

Transactions (March 2022 data)

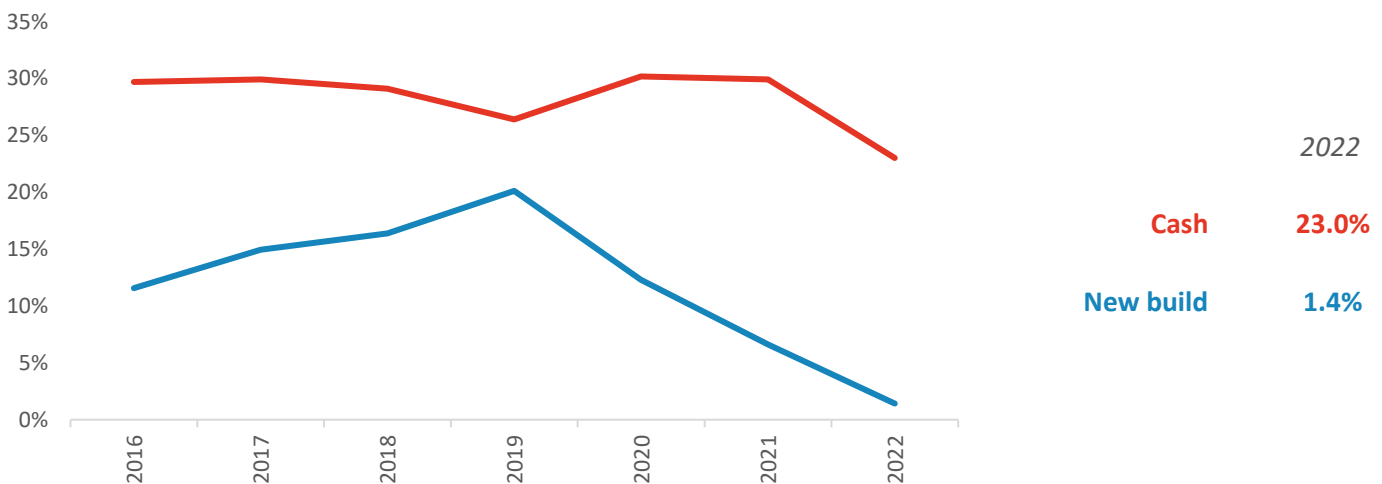
Annual Transactions, Indexed (2001-05 average = 100)



There were 1,989 transactions in Preston during the 12 months to March 2022. This is 62% of the average from 2001-05 and suggests activity is significantly below pre-downturn levels.

Transactions in Preston have grown by 13.7% since 2014, compared to changes of -1.4% for North West and -13.6% for England.

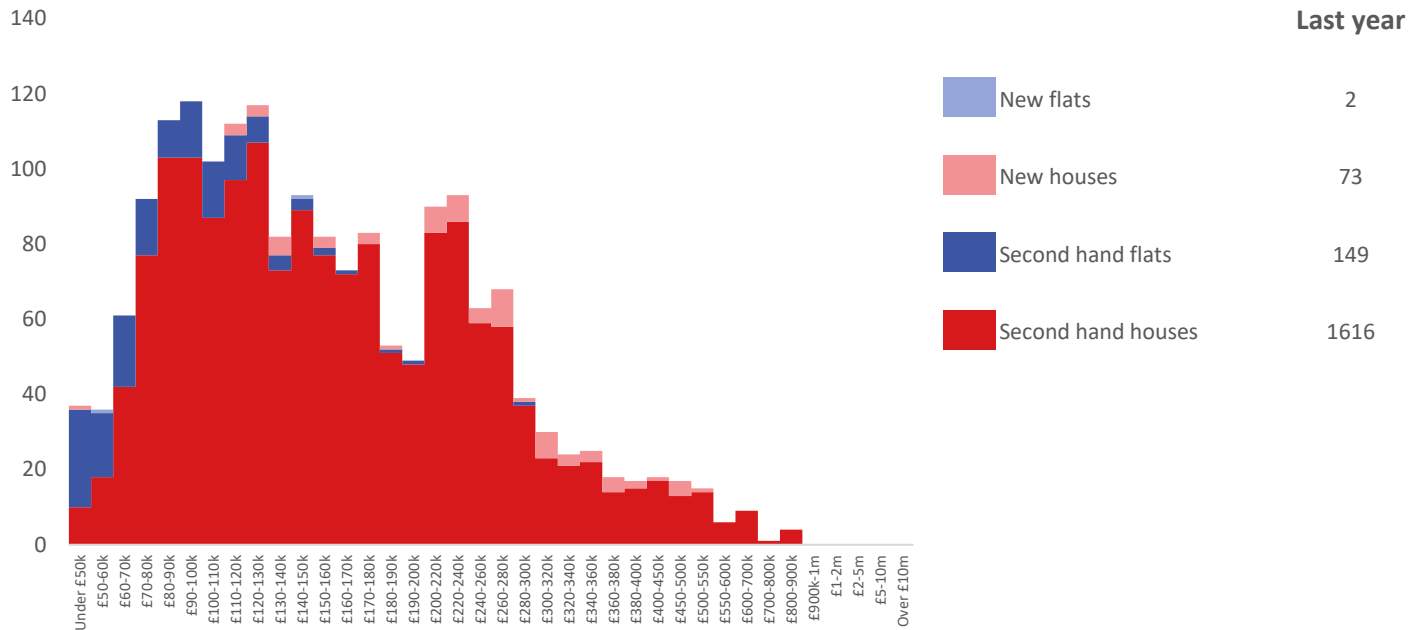
Cash and New Build Sales as % of Total, by Year



Note: The data on this page EXCLUDES transactions identified as transfers under a power of sale/repossessions, buy-to-lets (where they can be identified by a mortgage), and transfers to non-private individuals - i.e. it comprises only Land Registry 'A' data.

Depth of Market by Property Type

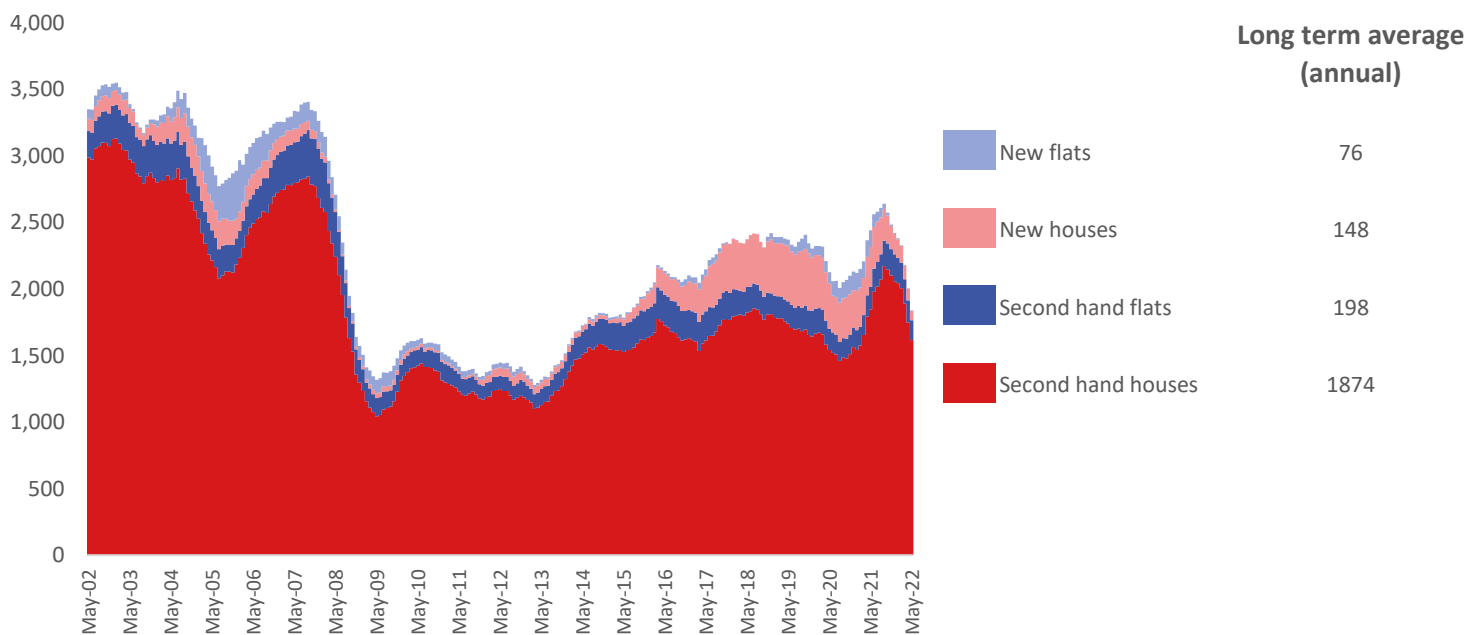
12 months to May 2022



The most common property type transacted over the past 12 months in Preston was 'second hand houses' with 1,616 sales, 88% of all sales over the same period. The annual total of 1,840 transactions is equivalent to 80% of the long term average level of activity.

Timeline of Transactions by Type

Rolling 12 months, past 20 years



The most common property type transacted over the past 20 years was 'second hand houses' with the equivalent of 1,874 sales per year on average, making up 82% of the typical annual total over that period.