
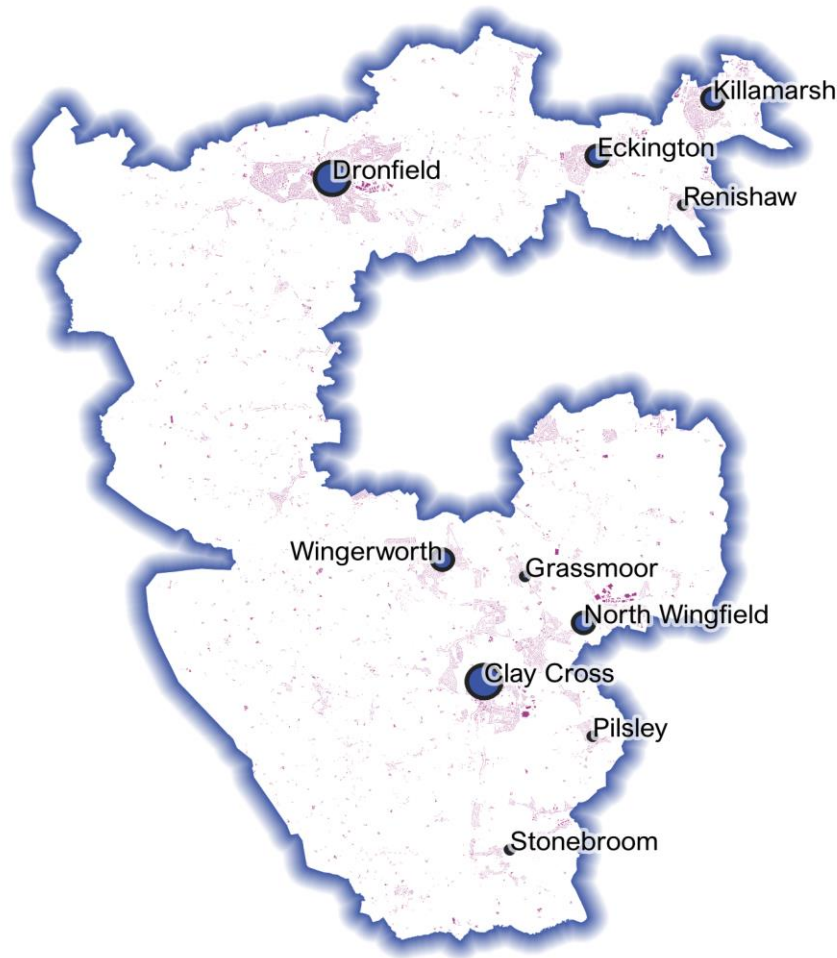


Detailed Price Paid Report: North East Derbyshire



| Contents | |
|----------|-------------------------------|
| 2 | House price growth |
| 3 | Sales map |
| 4 | Average prices + distribution |
| 5 | Transaction timeline |
| 6 | Depth of market |

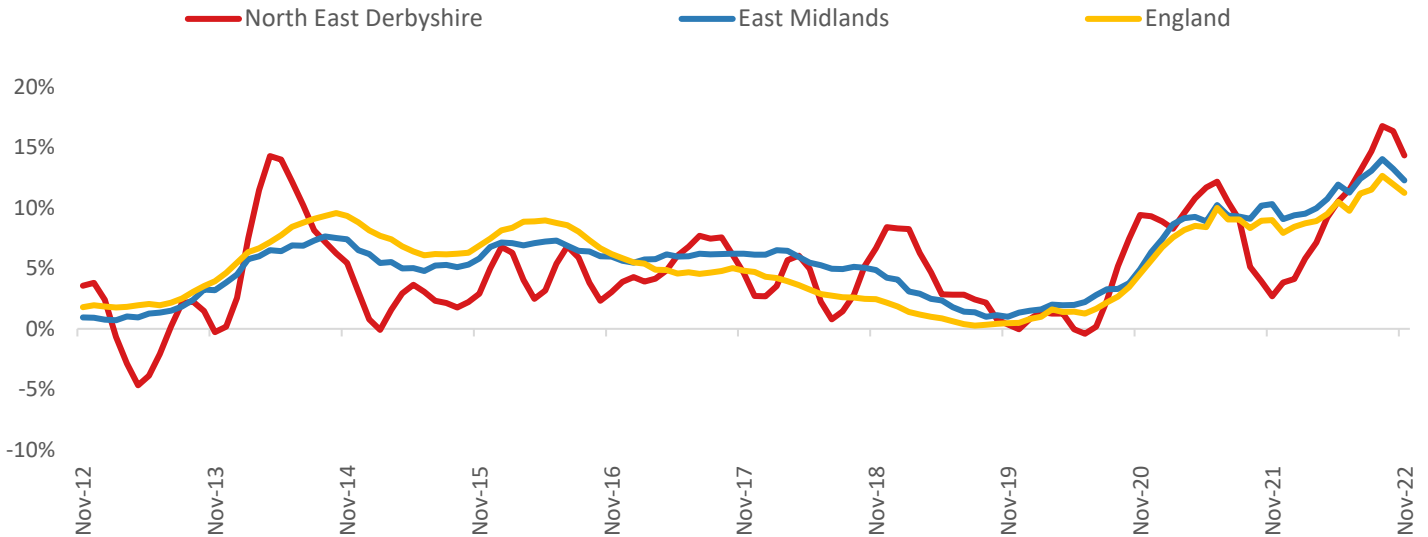


Headline Data

| | Current level | 3 month | Annual | 5 year | 10 year |
|--------------|---------------|---------|--------|--------|---------|
| House prices | £237,589 | 0.7% | 14.3% | 37.5% | 60.3% |
| Transactions | 1,256 | -10.4% | -33.9% | -16.7% | 28.4% |

House Price Growth (November 2022 data)

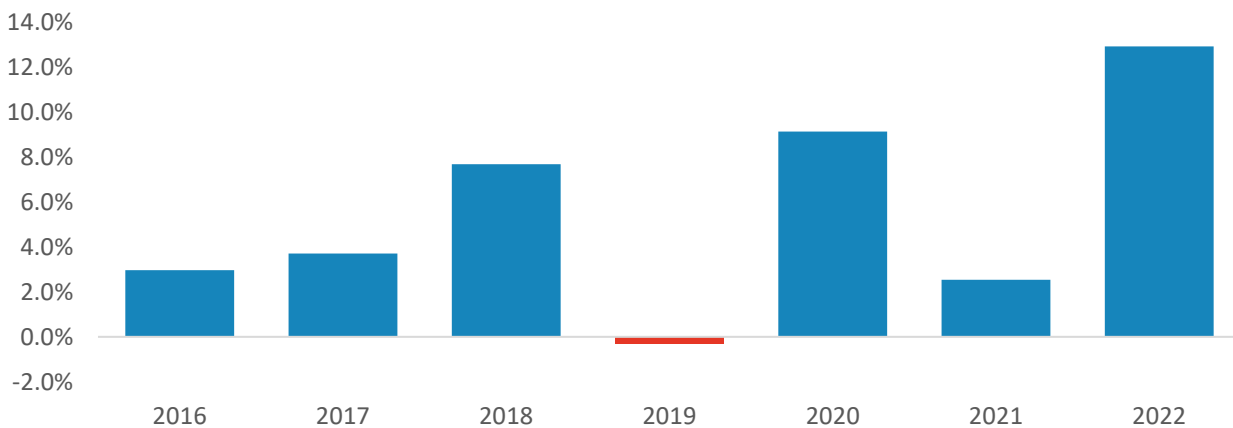
Annual Change in House Prices



House prices in North East Derbyshire grew by 14.3% in the 12 months to November 2022 (based on 3-month smoothed data). By comparison national house prices grew by 11.2% and prices in the East Midlands grew by 12.3% over the same period.

North East Derbyshire house prices are now 53.1% above their previous peak in 2007, compared to +60.0% for the East Midlands and +62.2% across England.

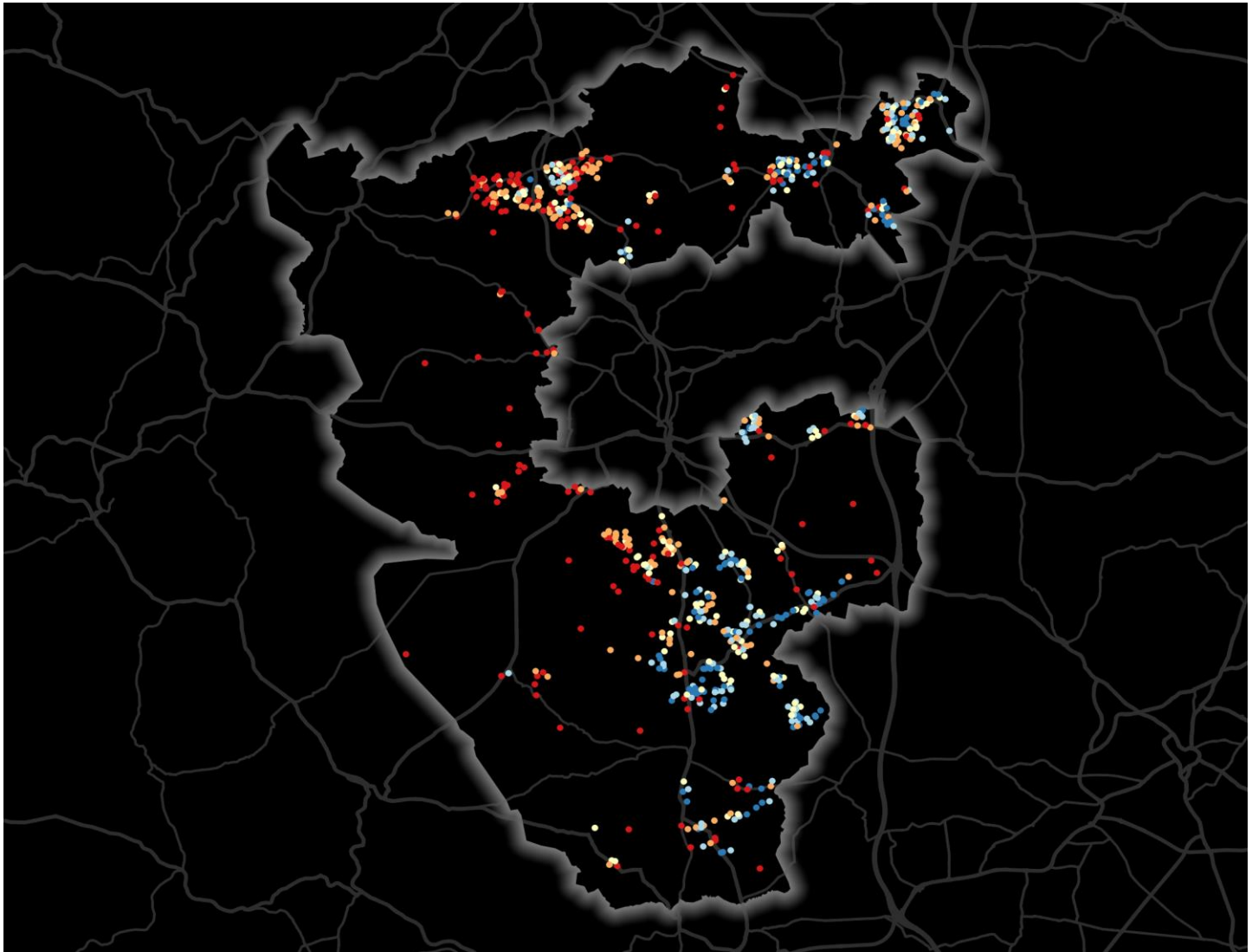
Year-To-Date Change in House Prices, December to November



Local prices have grown by 12.9% in 2022 so far, compared to growth of 2.5% over the same period last year.

House Price Map

12 months to November 2022



Each point is one postcode, coloured by the average value relative to all sales in this local authority (price bands are LA-specific quintiles).

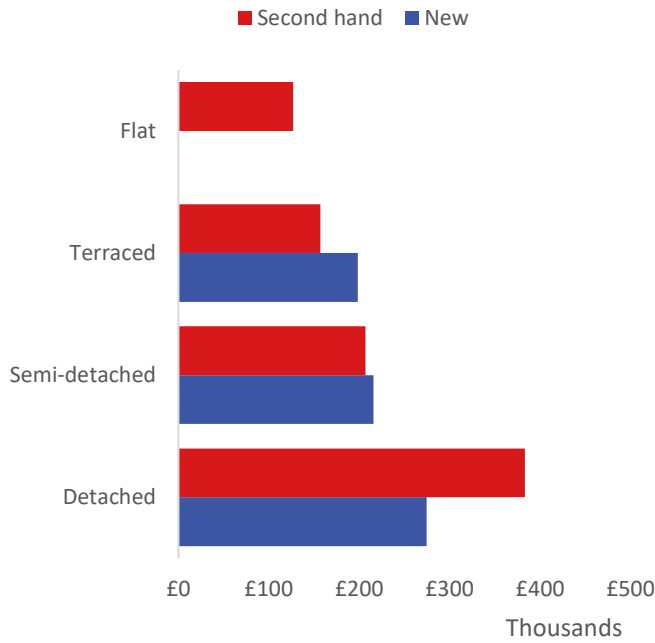
Map Key



| | Min | Max | |
|--|----------|----------|----------------------------|
| | Up to | £144,000 | 1st quintile / lowest 20% |
| | £144,000 | £186,000 | 2nd quintile |
| | £186,000 | £243,000 | 3rd quintile |
| | £243,000 | £335,000 | 4th quintile |
| | £335,000 | and over | 5th quintile / highest 20% |

Average House Price by Property Type

12 months to November 2022



| | New | Second hand |
|---------------|-------------------|-------------|
| Flat | No recorded sales | £127,001 |
| Terraced | £198,500 | £156,896 |
| Semi-detached | £215,787 | £206,998 |
| Detached | £274,631 | £383,344 |

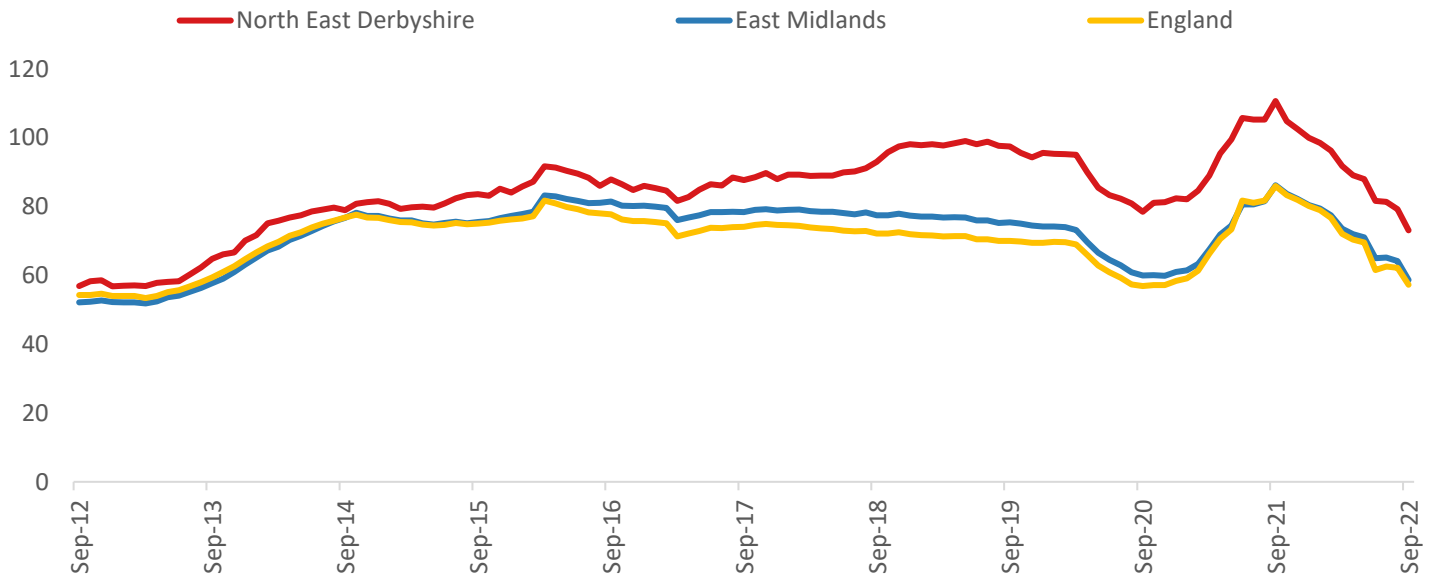
House Price Distribution by Year

All properties, by price band and calendar year (2022 = year to date)

| | 1997 | 2002 | 2007 | 2012 | 2017 | 2021 | 2022 |
|-------------|------|------|------|------|------|------|------|
| Under £100k | 91% | 72% | 18% | 24% | 15% | 7% | 6% |
| £100-200k | 8% | 23% | 61% | 55% | 48% | 43% | 39% |
| £200-300k | 1% | 4% | 14% | 14% | 24% | 30% | 29% |
| £300-400k | 0% | 1% | 4% | 4% | 8% | 11% | 14% |
| £400-500k | 0% | 0% | 2% | 2% | 3% | 4% | 6% |
| £500k-1m | 0% | 0% | 2% | 1% | 3% | 5% | 7% |
| £1-2m | 0% | 0% | 0% | 0% | 0% | 0% | 1% |
| Over £2m | 0% | 0% | 0% | 0% | 0% | 0% | 0% |

Transactions (September 2022 data)

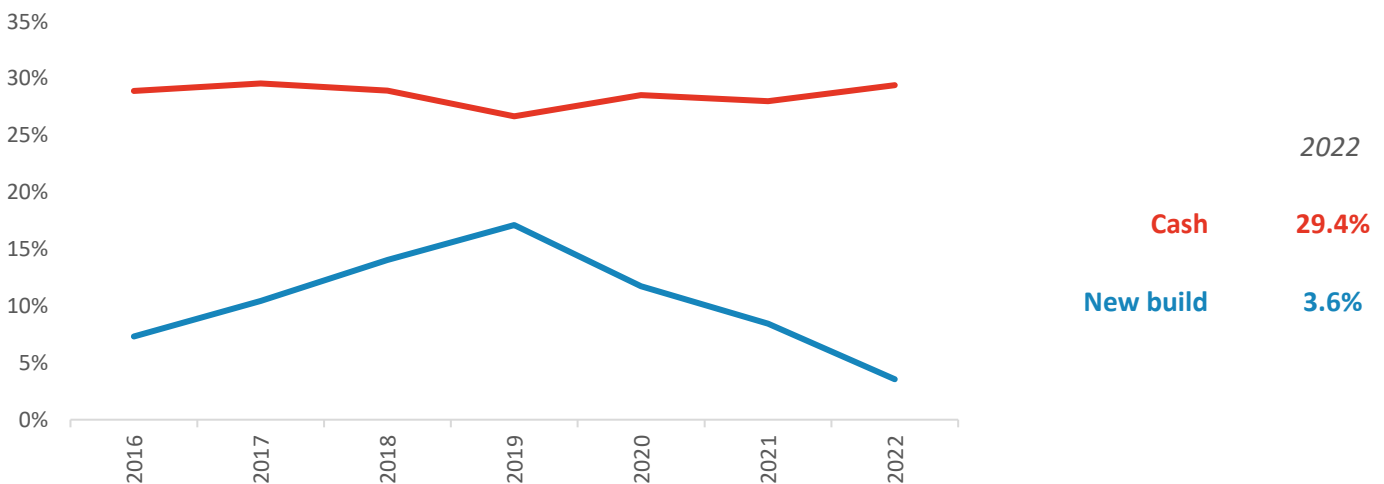
Annual Transactions, Indexed (2001-05 average = 100)



There were 1,256 transactions in North East Derbyshire during the 12 months to September 2022. This is 73% of the average from 2001-05 and suggests activity is below pre-downturn levels.

Transactions in North East Derbyshire have fallen by 10.3% since 2014, compared to changes of -24.0% for East Midlands and -25.4% for England.

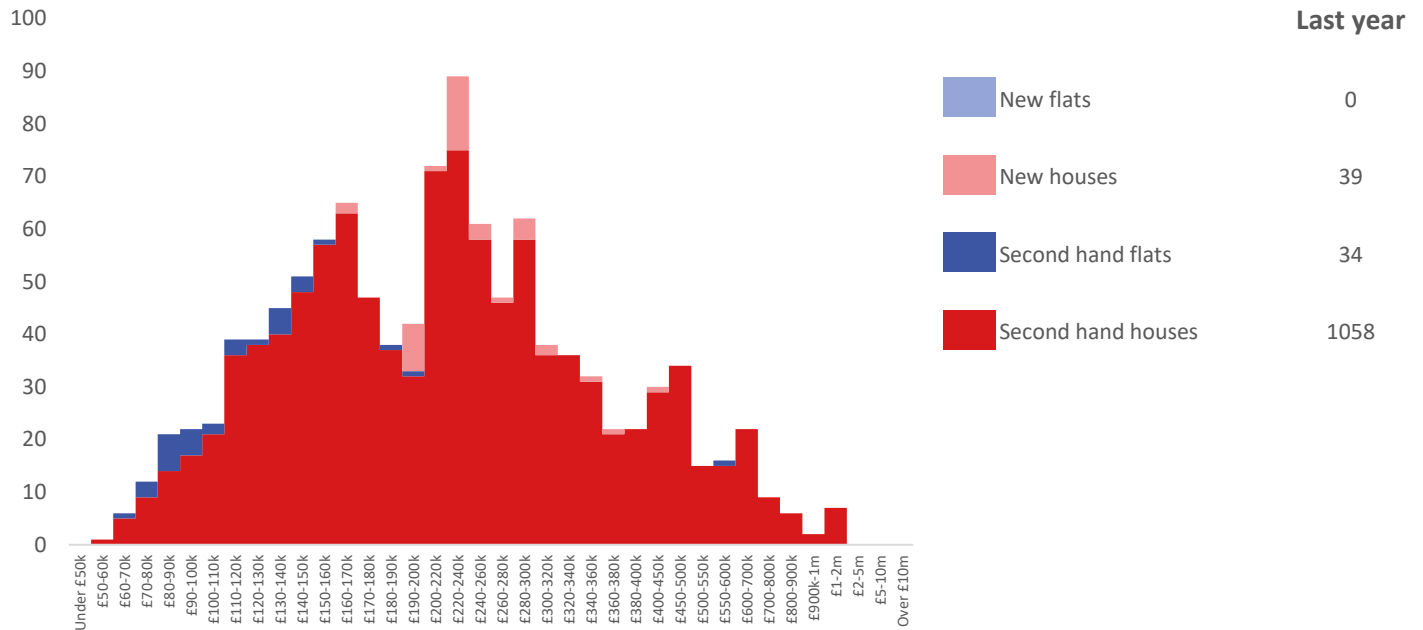
Cash and New Build Sales as % of Total, by Year



Note: The data on this page EXCLUDES transactions identified as transfers under a power of sale/repossessions, buy-to-lets (where they can be identified by a mortgage), and transfers to non-private individuals - i.e. it comprises only Land Registry 'A' data.

Depth of Market by Property Type

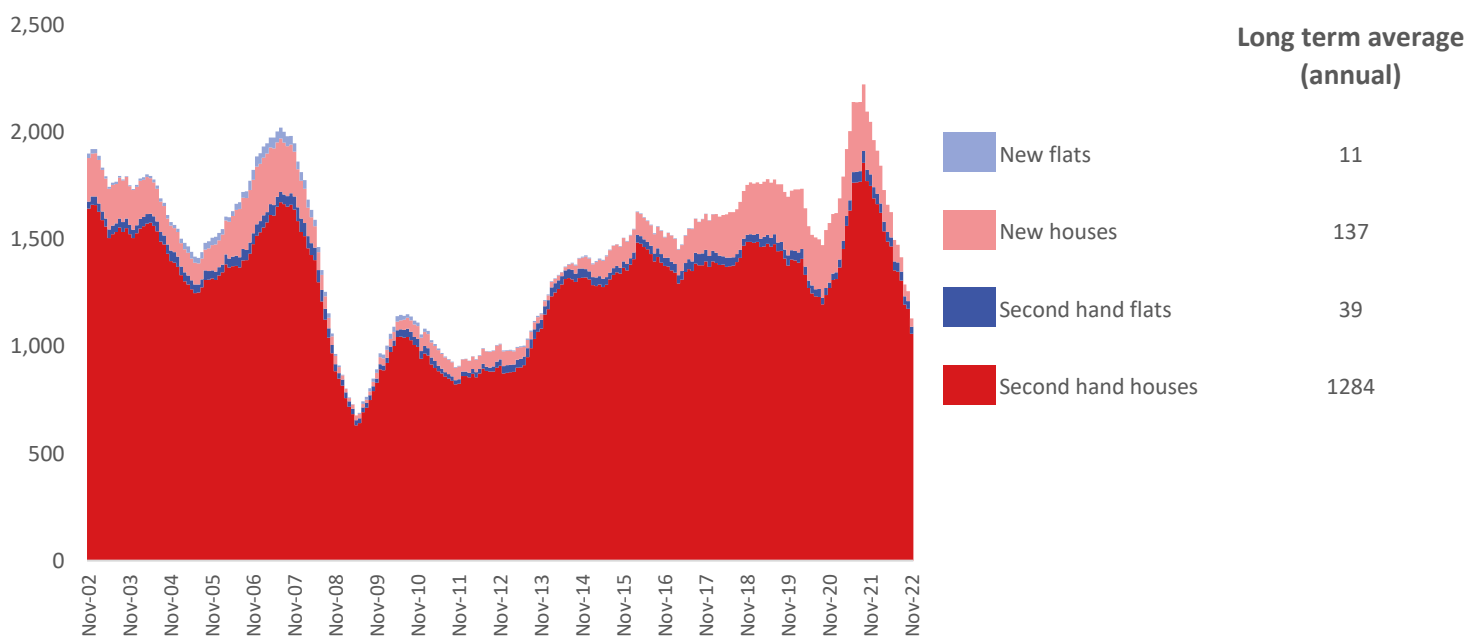
12 months to November 2022



The most common property type transacted over the past 12 months in North East Derbyshire was 'second hand houses' with 1,058 sales, 94% of all sales over the same period. The annual total of 1,131 transactions is equivalent to 77% of the long term average level of activity.

Timeline of Transactions by Type

Rolling 12 months, past 20 years



The most common property type transacted over the past 20 years was 'second hand houses' with the equivalent of 1,284 sales per year on average, making up 87% of the typical annual total over that period.