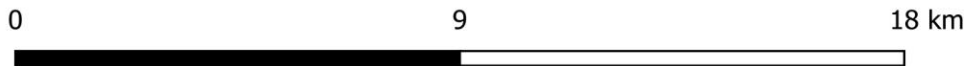
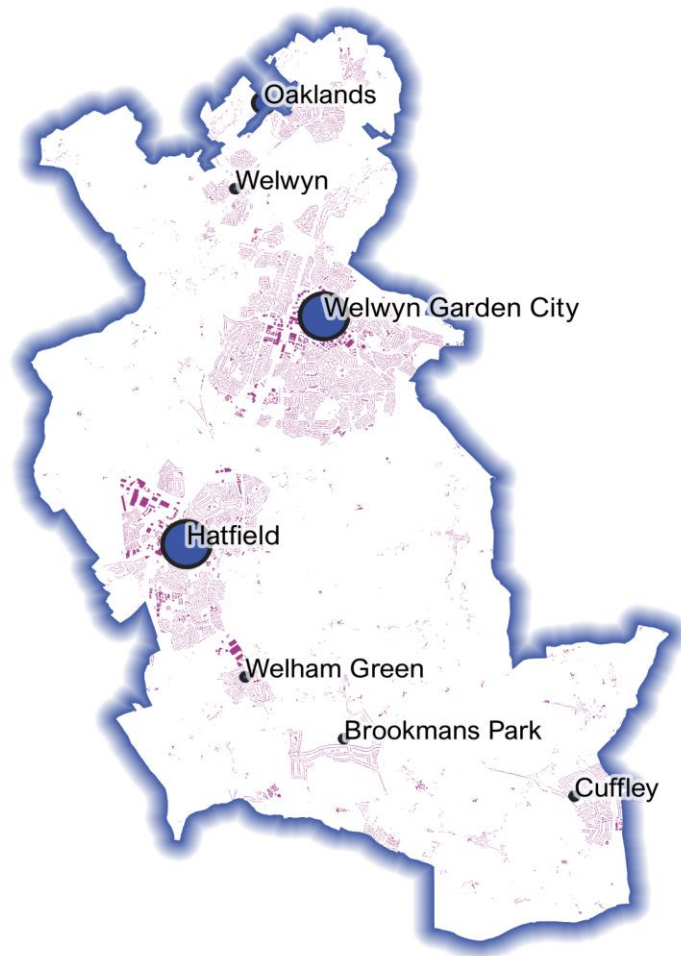


Detailed Price Paid Report:

Welwyn Hatfield



| Contents | |
|----------|-------------------------------|
| 2 | House price growth |
| 3 | Sales map |
| 4 | Average prices + distribution |
| 5 | Transaction timeline |
| 6 | Depth of market |

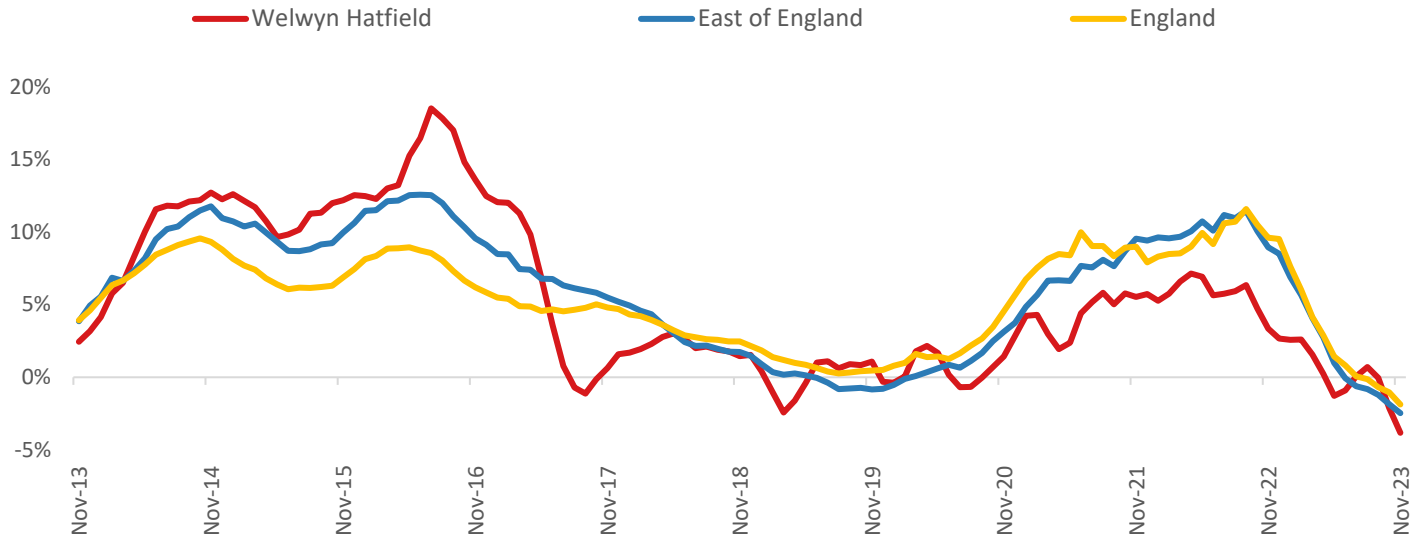


Headline Data

| | Current level | 3 month | Annual | 5 year | 10 year |
|--------------|---------------|---------|--------|--------|---------|
| House prices | £412,060 | -4.0% | -3.8% | 7.5% | 57.7% |
| Transactions | 936 | -15.2% | -24.8% | -34.2% | -31.6% |

House Price Growth (November 2023 data)

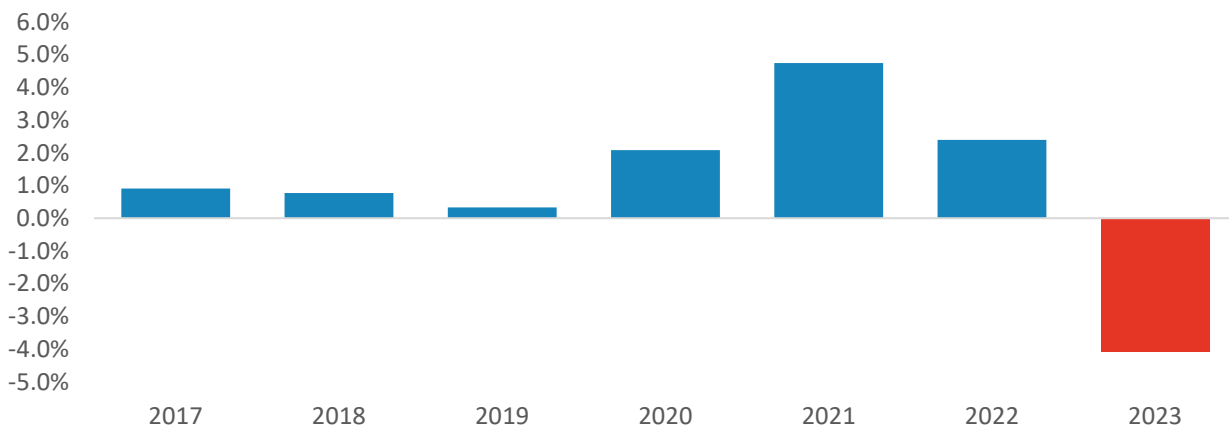
Annual Change in House Prices



House prices in Welwyn Hatfield fell by 3.8% in the 12 months to November 2023 (based on 3-month smoothed data). By comparison national house prices fell by 1.9% and prices in the East of England fell by 2.5% over the same period.

Welwyn Hatfield house prices are now 66.2% above their previous peak in 2007, compared to +67.0% for the East of England and +56.9% across England.

Year-To-Date Change in House Prices, December to November



Local prices have fallen by 4.1% in 2023 so far, compared to growth of 2.4% over the same period in 2022.

House Price Map

12 months to November 2023



Each point is one postcode, coloured by the average value relative to all sales in this local authority (price bands are LA-specific quintiles).

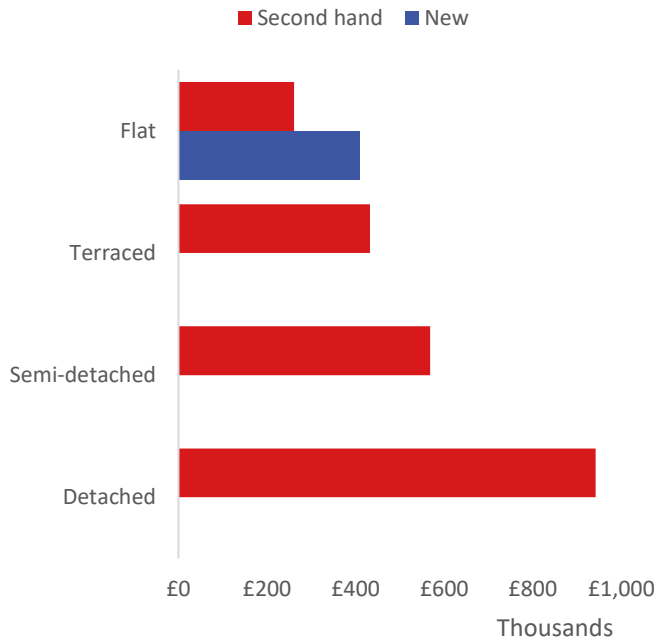
Map Key



| | Min | Max | |
|--|----------|----------|----------------------------|
| | Up to | £280,000 | 1st quintile / lowest 20% |
| | £280,000 | £388,000 | 2nd quintile |
| | £388,000 | £471,000 | 3rd quintile |
| | £471,000 | £671,000 | 4th quintile |
| | £671,000 | and over | 5th quintile / highest 20% |

Average House Price by Property Type

12 months to November 2023



| | New | Second hand |
|---------------|-------------------|-------------|
| Flat | £410,000 | £260,726 |
| Terraced | No recorded sales | £432,232 |
| Semi-detached | No recorded sales | £567,916 |
| Detached | No recorded sales | £942,063 |

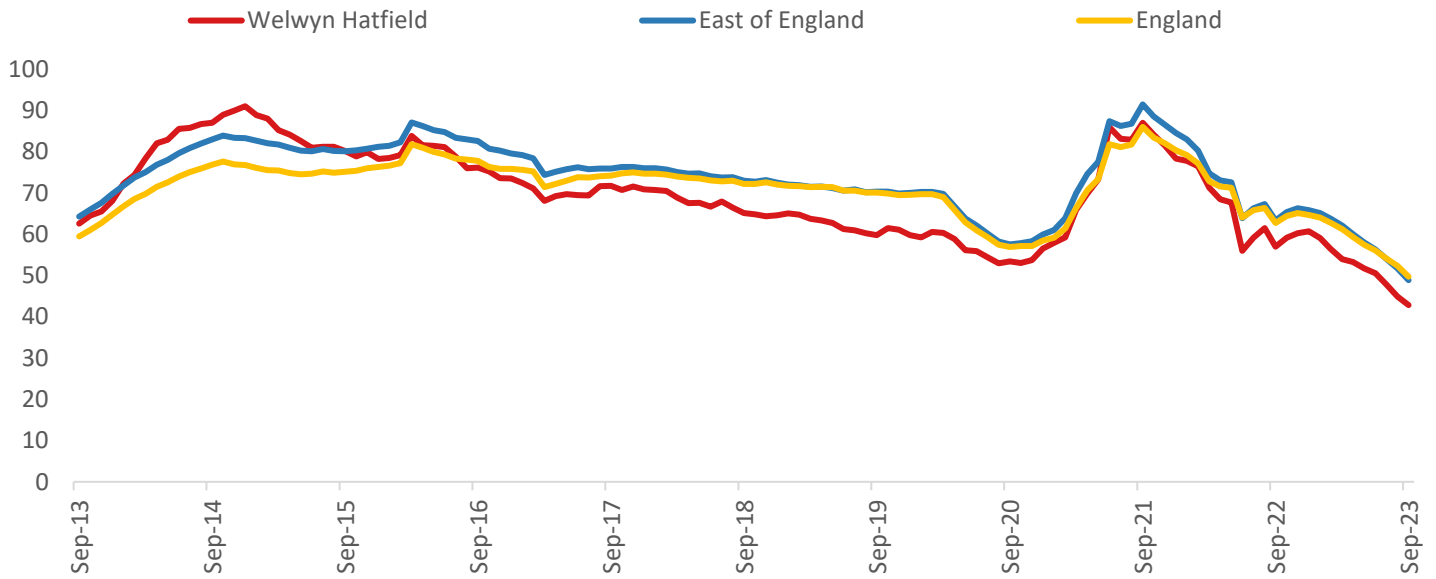
House Price Distribution by Year

All properties, by price band and calendar year (2023 = year to date)

| | 1997 | 2002 | 2007 | 2012 | 2017 | 2022 | 2023 |
|-------------|------|------|------|------|------|------|------|
| Under £100k | 64% | 14% | 2% | 2% | 0% | 1% | 0% |
| £100-200k | 26% | 53% | 40% | 31% | 7% | 5% | 6% |
| £200-300k | 6% | 19% | 33% | 34% | 23% | 16% | 17% |
| £300-400k | 2% | 8% | 11% | 13% | 27% | 20% | 21% |
| £400-500k | 1% | 4% | 6% | 9% | 13% | 21% | 21% |
| £500k-1m | 1% | 3% | 7% | 9% | 25% | 28% | 28% |
| £1-2m | 0% | 0% | 1% | 1% | 3% | 7% | 5% |
| Over £2m | 0% | 0% | 0% | 0% | 0% | 1% | 1% |

Transactions (September 2023 data)

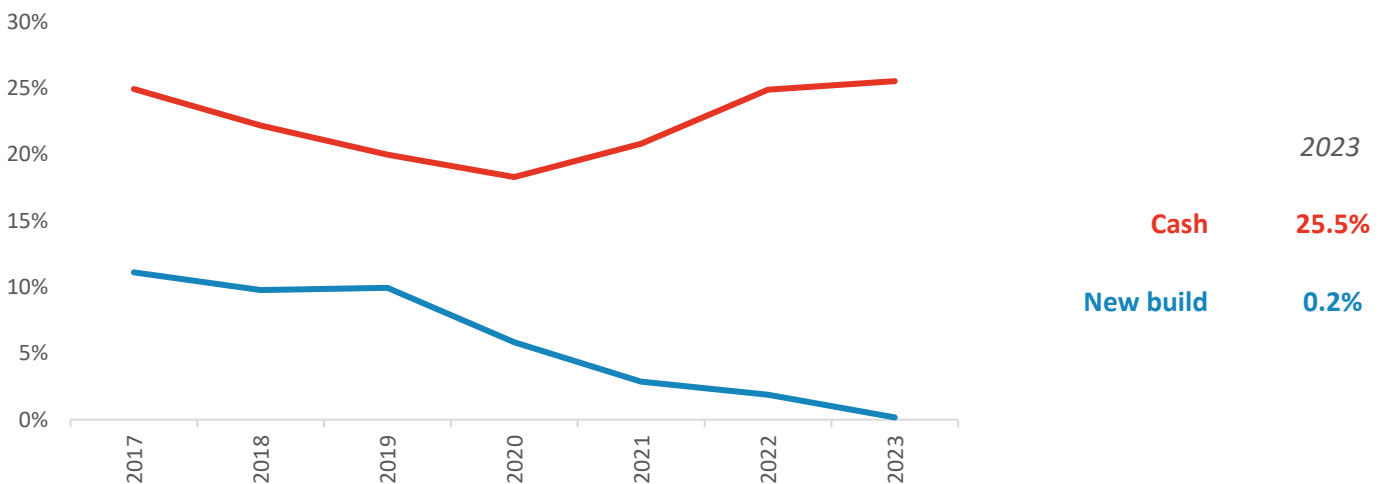
Annual Transactions, Indexed (2001-05 average = 100)



There were 936 transactions in Welwyn Hatfield during the 12 months to September 2023. This is 43% of the average from 2001-05 and suggests activity is significantly below pre-downturn levels.

Transactions in Welwyn Hatfield have fallen by 52.9% since 2014, compared to changes of -41.3% for East of England and -35.3% for England.

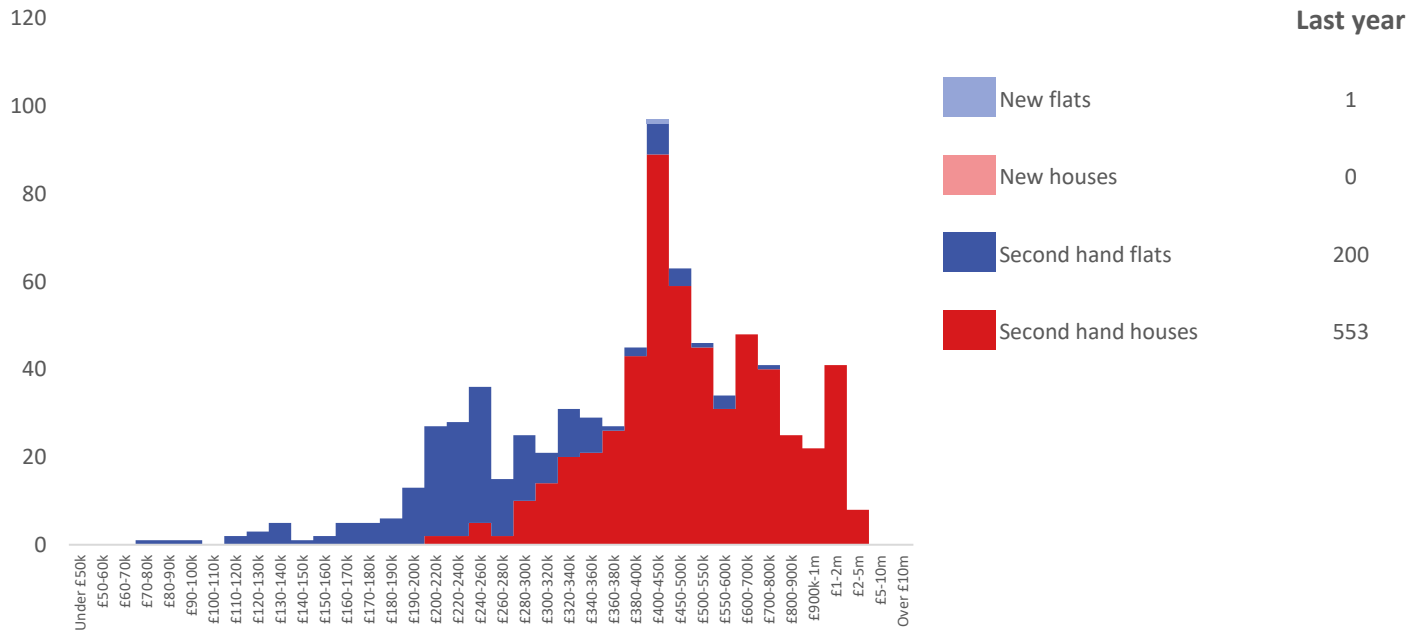
Cash and New Build Sales as % of Total, by Year



Note: The data on this page EXCLUDES transactions identified as transfers under a power of sale/repossessions, buy-to-lets (where they can be identified by a mortgage), and transfers to non-private individuals - i.e. it comprises only Land Registry 'A' data.

Depth of Market by Property Type

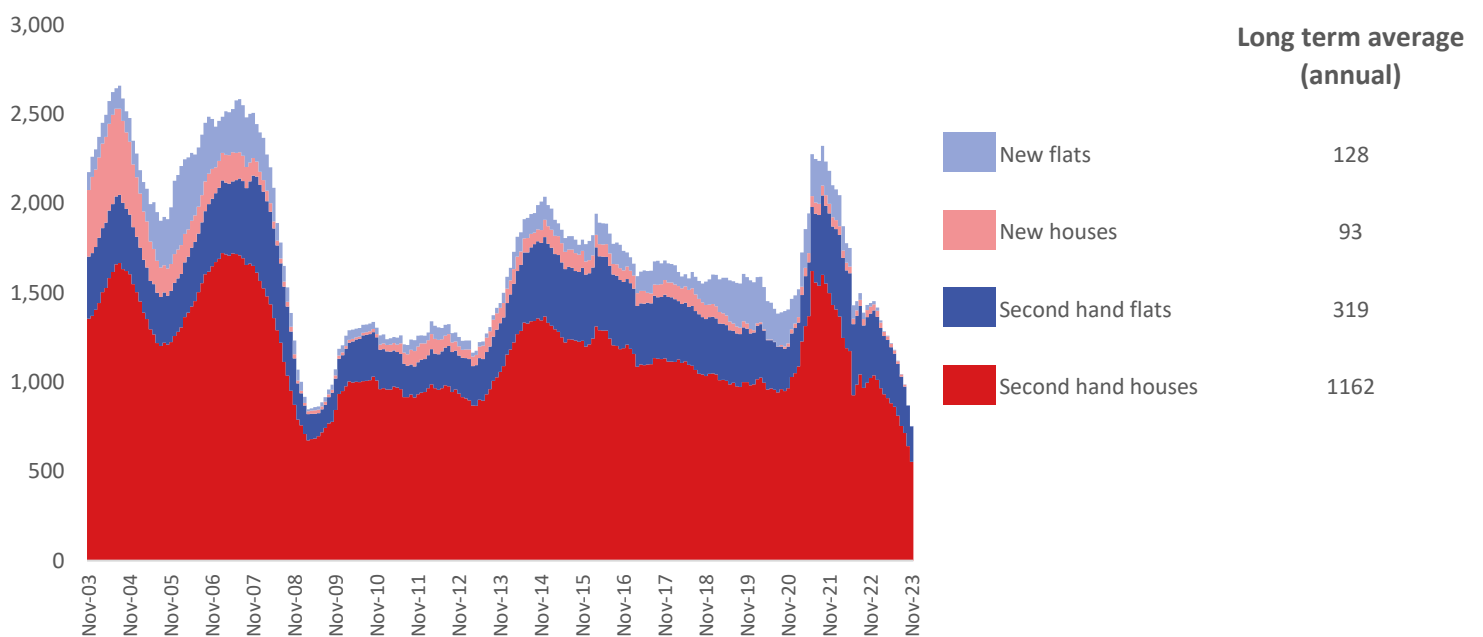
12 months to November 2023



The most common property type transacted over the past 12 months in Welwyn Hatfield was 'second hand houses' with 553 sales, 73% of all sales over the same period. The annual total of 754 transactions is equivalent to 44% of the long term average level of activity.

Timeline of Transactions by Type

Rolling 12 months, past 20 years



The most common property type transacted over the past 20 years was 'second hand houses' with the equivalent of 1,162 sales per year on average, making up 68% of the typical annual total over that period.