

Forest of Dean

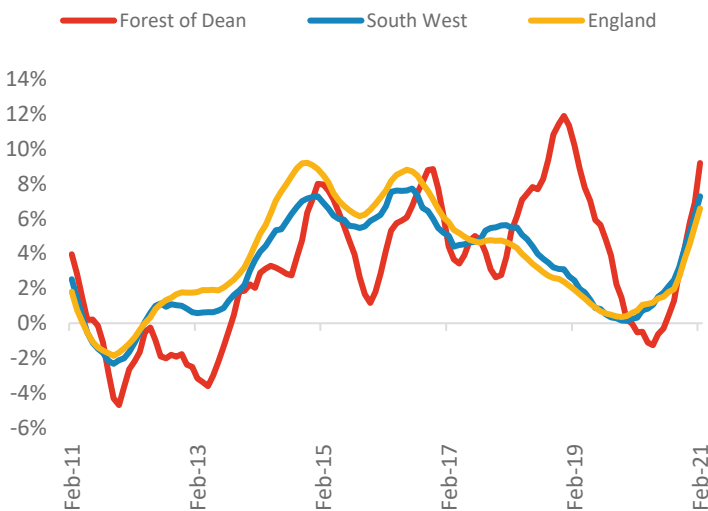
Powered by: **BuiltPlace**



	Current level	3 month	Annual	5 year	10 year
House prices	£279,981	4.7%	9.2%	31.6%	44.3%
Transactions	976	-3.7%	-23.5%	-28.2%	8.2%

House Prices (February 2021 data)

Annual Change in House Prices



House prices in Forest of Dean grew by 9.2% in the 12 months to February 2021 (based on 6-month smoothed data). By comparison national house prices grew by 6.6% and prices in the South West grew by 7.3% over the same period.

Forest of Dean house prices are now 31.3% above their previous peak in 2007, compared to +30.8% for the South West and +36.1% across England.

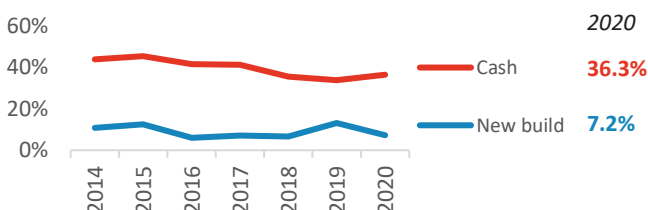
Local prices have grown by 0.1% in 2021 so far, compared to growth of 0.8% over the same period last year.

Transactions (December 2020 data)

There were 976 transactions in Forest of Dean during the 12 months to December 2020. This is 61% of the average from 2001-05 and suggests activity is significantly below pre-downturn levels.

Transactions in Forest of Dean have fallen by 30.2% since 2014, compared to changes of -29.1% for the South West and -28.7% for England.

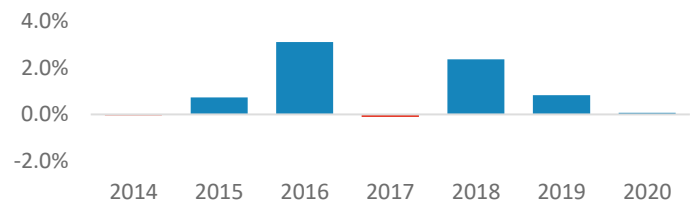
Cash and New Build Sales as % of Total, by Year



Note: These transaction counts do not include those identified as transfers under a power of sale/repossessions, buy-to-lets (where they can be identified by a mortgage), and transfers to non-private individuals.

Source: UK House Price Index, Contains HM Land Registry data © Crown copyright

Year-To-Date Change in House Prices, December to February



Annual Transactions, Indexed (2001-05 average = 100)

