

June 2022 Housing Market Report

East Devon

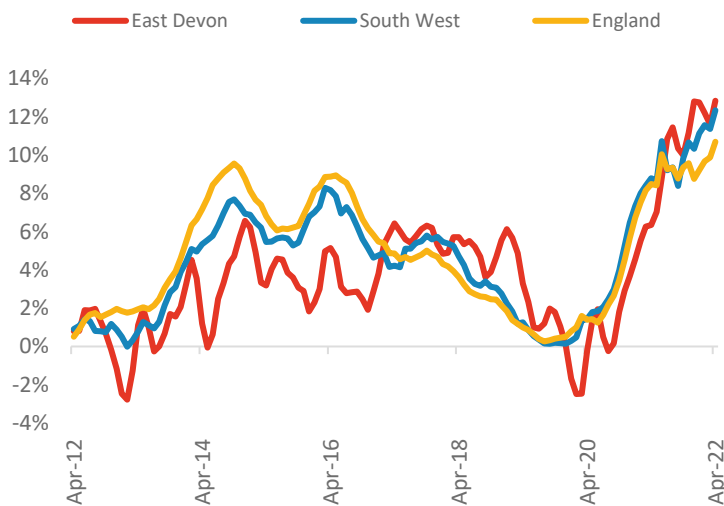
Powered by: **BuiltPlace**



	Current level	3 month	Annual	5 year	10 year
House prices	£357,894	3.4%	12.8%	30.8%	54.5%
Transactions	3,141	-13.0%	17.1%	-3.4%	33.0%

House Prices (April 2022 data)

Annual Change in House Prices



House prices in East Devon grew by 12.8% in the 12 months to April 2022 (based on 3-month smoothed data). By comparison national house prices grew by 10.7% and prices in the South West grew by 12.3% over the same period.

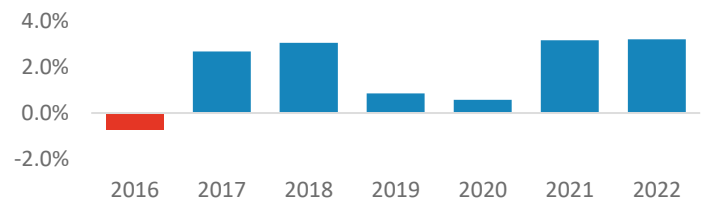
East Devon house prices are now 43.4% above their previous peak in 2007, compared to +48.4% for the South West and +52.7% across England.

Local prices have grown by 3.2% in 2022 so far, compared to growth of 3.2% over the same period last year.

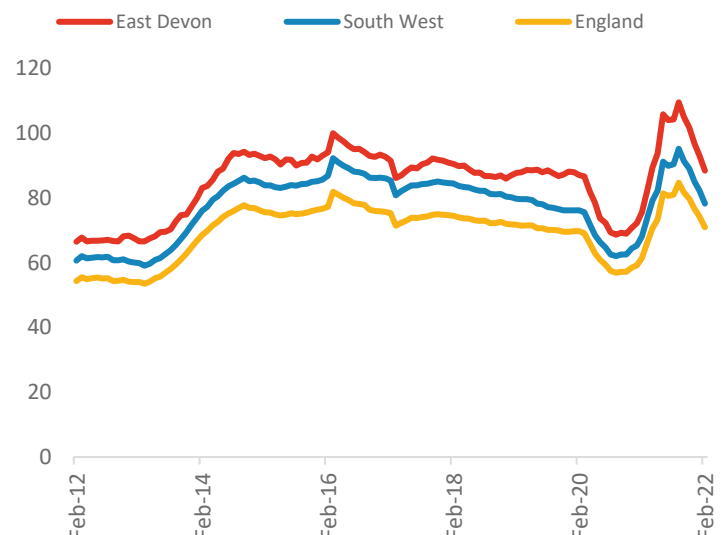
Transactions (February 2022 data)

There were 3,141 transactions in East Devon during the 12 months to February 2022. This is 88% of the average from 2001-05 and suggests activity is below pre-downturn levels. Transactions in East Devon have fallen by 5.6% since 2014, compared to changes of -8.3% for the South West and -7.7% for England.

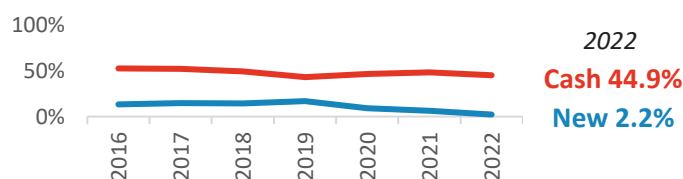
Year-To-Date Change in House Prices, December to April



Annual Transactions, Indexed (2001-05 average = 100)



Cash and New Build Sales as % of Total, by Year*



* The latest data here is subject to the 'Land Registry Lag'. For more details:

<https://builtplace.com/digging-deeper-land-reg-lag-coronavirus/>

Note: These transaction counts do not include those identified as transfers under a power of sale/repossessions, buy-to-lets (where they can be identified by a mortgage), and transfers to non-private individuals.