

June 2022 Housing Market Report

Eden

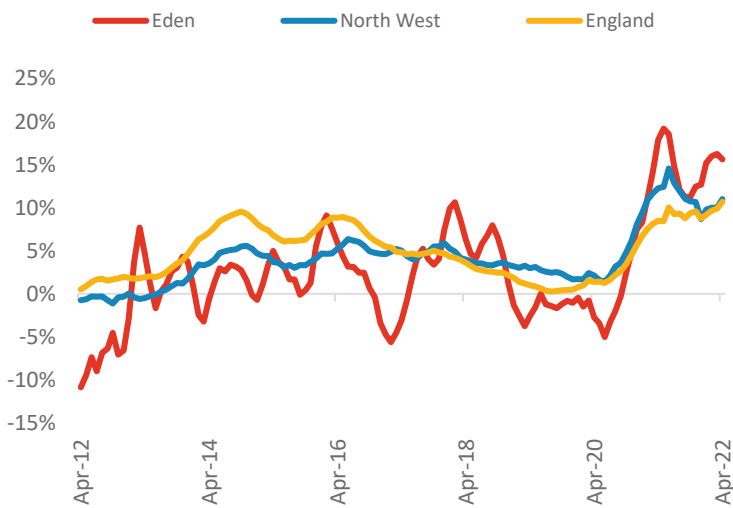


Powered by: **BuiltPlace**

	Current level	3 month	Annual	5 year	10 year
House prices	£260,440	4.9%	15.6%	37.2%	53.5%
Transactions	989	-7.6%	15.8%	13.4%	65.1%

House Prices (April 2022 data)

Annual Change in House Prices

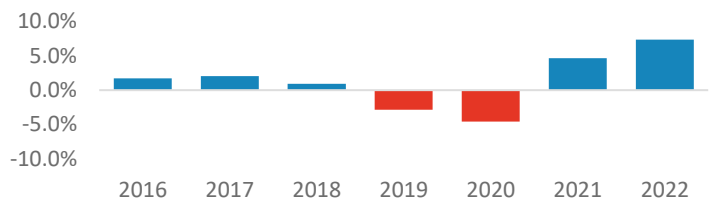


House prices in Eden grew by 15.6% in the 12 months to April 2022 (based on 3-month smoothed data). By comparison national house prices grew by 10.7% and prices in the North West grew by 11.0% over the same period.

Eden house prices are now 25.1% above their previous peak in 2007, compared to +35.8% for the North West and +52.7% across England.

Local prices have grown by 7.4% in 2022 so far, compared to growth of 4.7% over the same period last year.

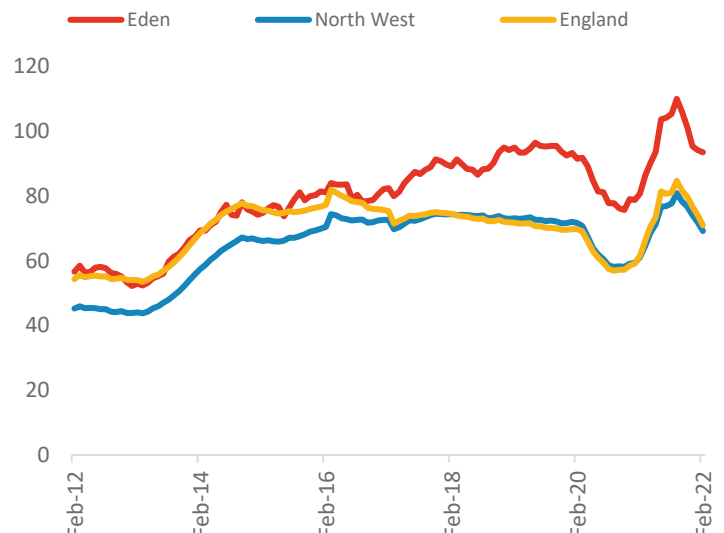
Year-To-Date Change in House Prices, December to April



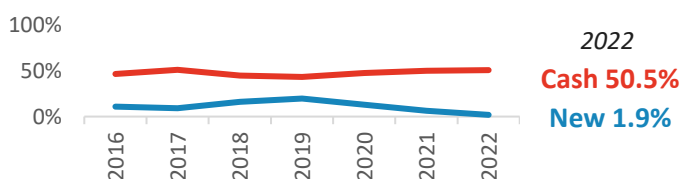
Transactions (February 2022 data)

There were 989 transactions in Eden during the 12 months to February 2022. This is 93% of the average from 2001-05 and suggests activity is below pre-downturn levels. Transactions in Eden have grown by 24.4% since 2014, compared to changes of +3.4% for the North West and -7.7% for England.

Annual Transactions, Indexed (2001-05 average = 100)



Cash and New Build Sales as % of Total, by Year*



* The latest data here is subject to the 'Land Registry Lag'. For more details:

<https://builtplace.com/digging-deeper-land-reg-lag-coronavirus/>

Note: These transaction counts do not include those identified as transfers under a power of sale/repossessions, buy-to-lets (where they can be identified by a mortgage), and transfers to non-private individuals.