

Forest of Dean

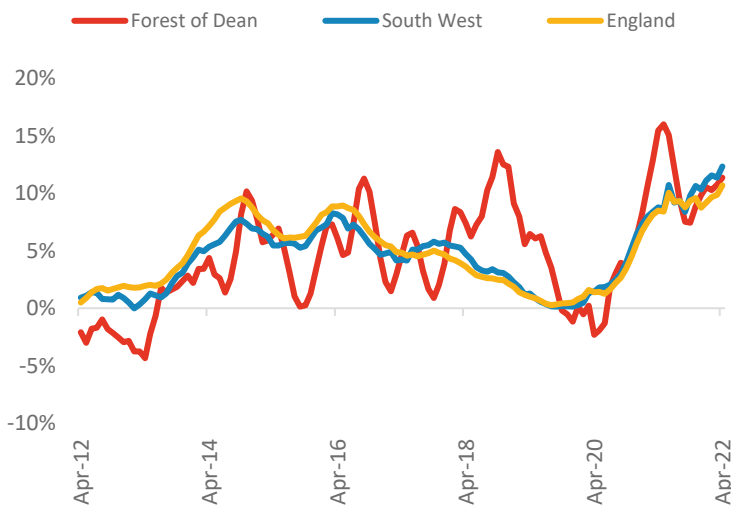
Powered by: **BuiltPlace**



	Current level	3 month	Annual	5 year	10 year
House prices	£305,785	5.3%	11.4%	43.6%	69.2%
Transactions	1,460	-8.4%	28.7%	0.1%	64.6%

House Prices (April 2022 data)

Annual Change in House Prices



House prices in Forest of Dean grew by 11.4% in the 12 months to April 2022 (based on 3-month smoothed data). By comparison national house prices grew by 10.7% and prices in the South West grew by 12.3% over the same period.

Forest of Dean house prices are now 49.5% above their previous peak in 2007, compared to +48.4% for the South West and +52.7% across England.

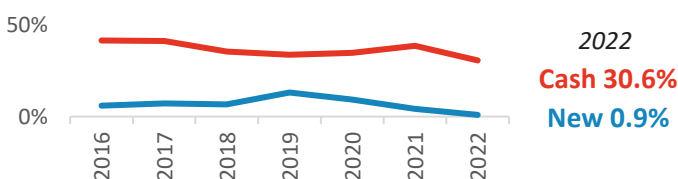
Local prices have grown by 8.1% in 2022 so far, compared to growth of 6.6% over the same period last year.

Transactions (February 2022 data)

There were 1,460 transactions in Forest of Dean during the 12 months to February 2022. This is 91% of the average from 2001-05 and suggests activity is below pre-downturn levels.

Transactions in Forest of Dean have grown by 4.4% since 2014, compared to changes of -8.3% for the South West and -7.7% for England.

Cash and New Build Sales as % of Total, by Year*

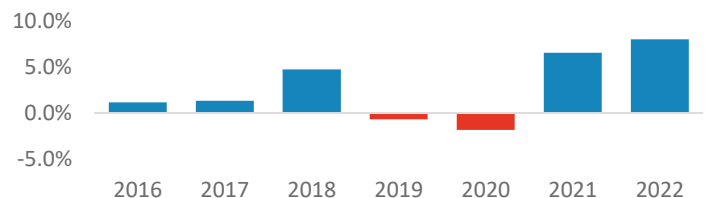


* The latest data here is subject to the 'Land Registry Lag'. For more details:

<https://builtplace.com/digging-deeper-land-reg-lag-coronavirus/>

Note: These transaction counts do not include those identified as transfers under a power of sale/repossessions, buy-to-lets (where they can be identified by a mortgage), and transfers to non-private individuals.

Year-To-Date Change in House Prices, December to April



Annual Transactions, Indexed (2001-05 average = 100)

