

June 2022 Housing Market Report

Stafford

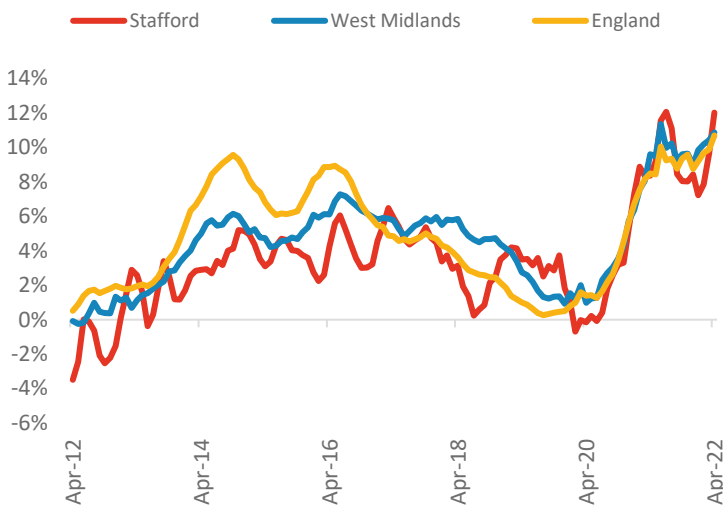


Powered by: **BuiltPlace**

	Current level	3 month	Annual	5 year	10 year
House prices	£254,823	4.8%	12.0%	29.4%	55.5%
Transactions	2,040	-13.2%	0.8%	-17.3%	36.5%

House Prices (April 2022 data)

Annual Change in House Prices



House prices in Stafford grew by 12.0% in the 12 months to April 2022 (based on 3-month smoothed data). By comparison national house prices grew by 10.7% and prices in the West Midlands grew by 10.9% over the same period.

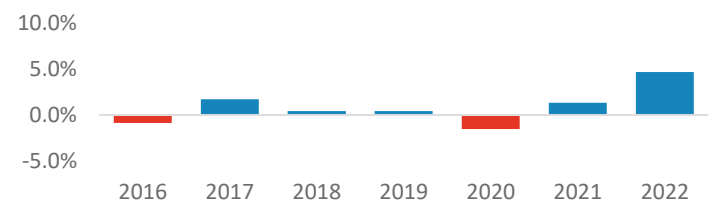
Stafford house prices are now 34.0% above their previous peak in 2007, compared to +45.4% for the West Midlands and +52.7% across England.

Local prices have grown by 4.7% in 2022 so far, compared to growth of 1.3% over the same period last year.

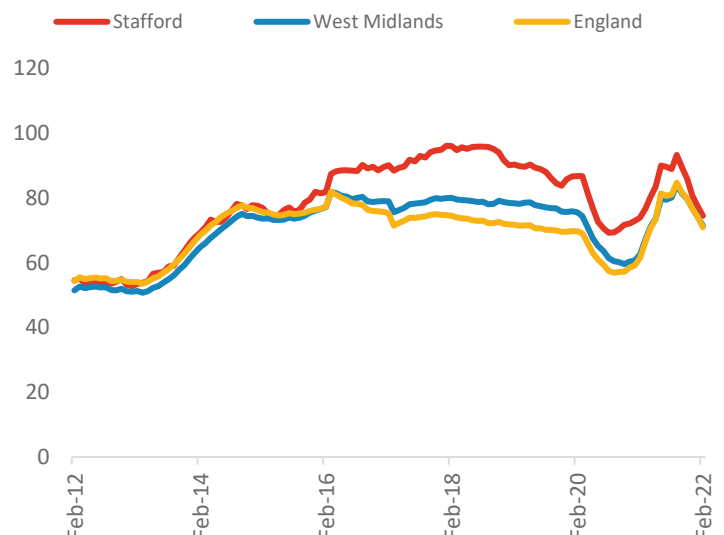
Transactions (February 2022 data)

There were 2,040 transactions in Stafford during the 12 months to February 2022. This is 74% of the average from 2001-05 and suggests activity is below pre-downturn levels. Transactions in Stafford have fallen by 4.1% since 2014, compared to changes of -4.1% for the West Midlands and -7.7% for England.

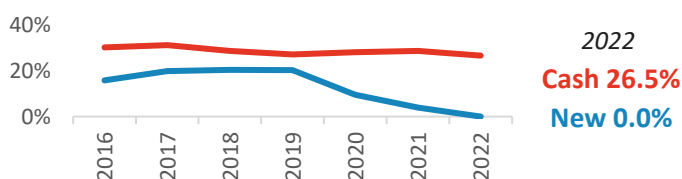
Year-To-Date Change in House Prices, December to April



Annual Transactions, Indexed (2001-05 average = 100)



Cash and New Build Sales as % of Total, by Year*



* The latest data here is subject to the 'Land Registry Lag'. For more details:

<https://builtplace.com/digging-deeper-land-reg-lag-coronavirus/>

Note: These transaction counts do not include those identified as transfers under a power of sale/repossessions, buy-to-lets (where they can be identified by a mortgage), and transfers to non-private individuals.