

Surrey Heath

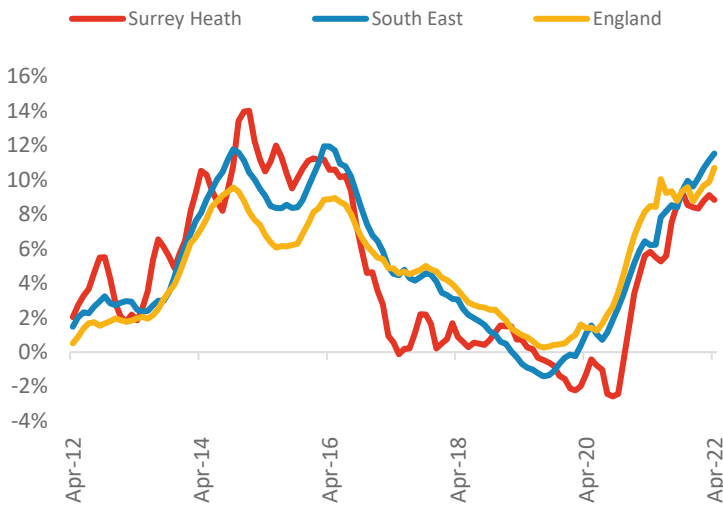


Powered by: **BuiltPlace**

	Current level	3 month	Annual	5 year	10 year
House prices	£440,170	1.5%	8.8%	15.6%	59.9%
Transactions	1,502	-11.6%	21.1%	0.7%	21.5%

House Prices (April 2022 data)

Annual Change in House Prices

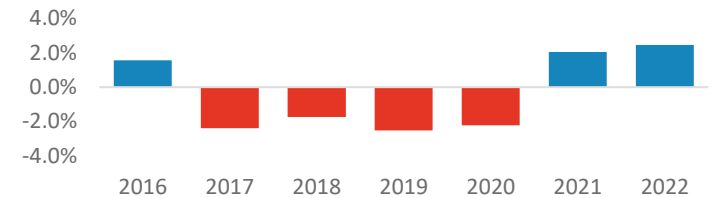


House prices in Surrey Heath grew by 8.8% in the 12 months to April 2022 (based on 3-month smoothed data). By comparison national house prices grew by 10.7% and prices in the South East grew by 11.5% over the same period.

Surrey Heath house prices are now 48.2% above their previous peak in 2007, compared to +60.0% for the South East and +52.7% across England.

Local prices have grown by 2.5% in 2022 so far, compared to growth of 2.1% over the same period last year.

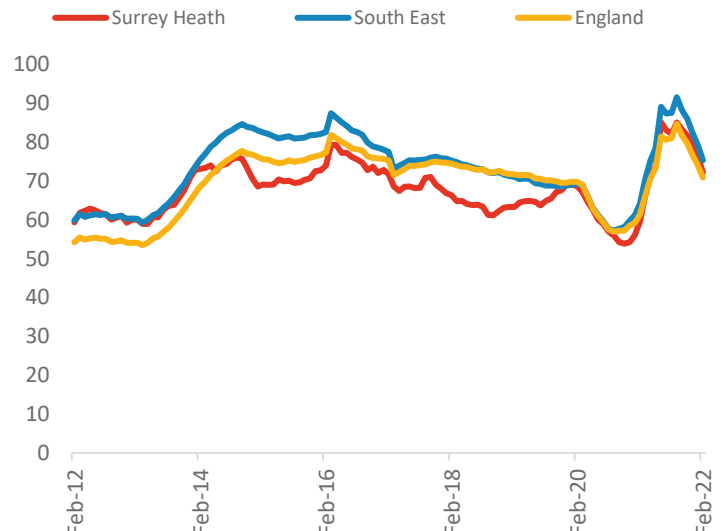
Year-To-Date Change in House Prices, December to April



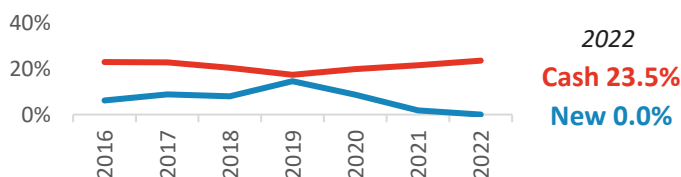
Transactions (February 2022 data)

There were 1,502 transactions in Surrey Heath during the 12 months to February 2022. This is 72% of the average from 2001-05 and suggests activity is below pre-downturn levels. Transactions in Surrey Heath have grown by 2.2% since 2014, compared to changes of -9.9% for the South East and -7.7% for England.

Annual Transactions, Indexed (2001-05 average = 100)



Cash and New Build Sales as % of Total, by Year*



* The latest data here is subject to the 'Land Registry Lag'. For more details:

<https://builtplace.com/digging-deeper-land-reg-lag-coronavirus/>

Note: These transaction counts do not include those identified as transfers under a power of sale/repossessions, buy-to-lets (where they can be identified by a mortgage), and transfers to non-private individuals.