

East Staffordshire

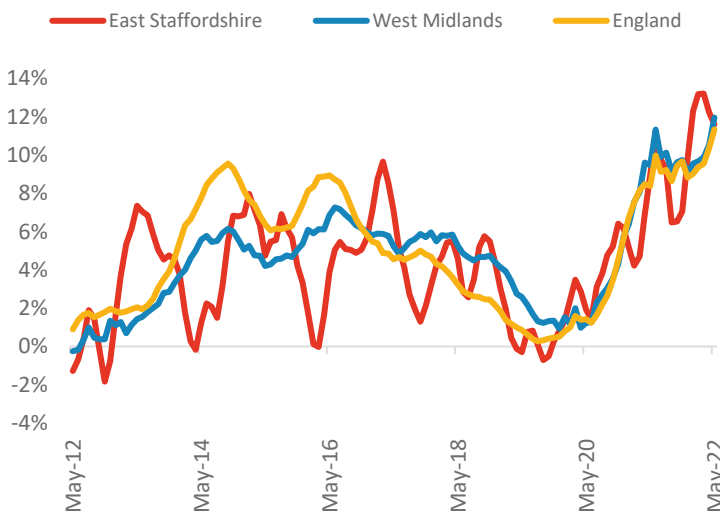


Powered by: **BuiltPlace**

	Current level	3 month	Annual	5 year	10 year
House prices	£222,454	1.4%	11.6%	29.3%	63.7%
Transactions	1,799	-13.4%	3.6%	-8.1%	35.0%

House Prices (May 2022 data)

Annual Change in House Prices

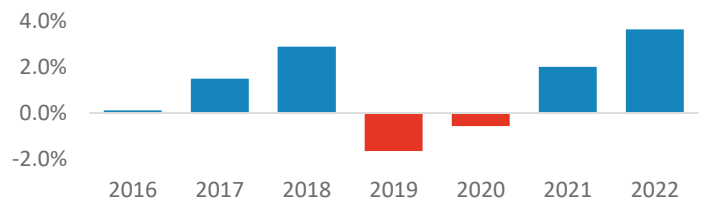


House prices in East Staffordshire grew by 11.6% in the 12 months to May 2022 (based on 3-month smoothed data). By comparison national house prices grew by 11.3% and prices in the West Midlands grew by 12.0% over the same period.

East Staffordshire house prices are now 36.9% above their previous peak in 2007, compared to +47.0% for the West Midlands and +53.6% across England.

Local prices have grown by 3.7% in 2022 so far, compared to growth of 2.0% over the same period last year.

Year-To-Date Change in House Prices, December to May

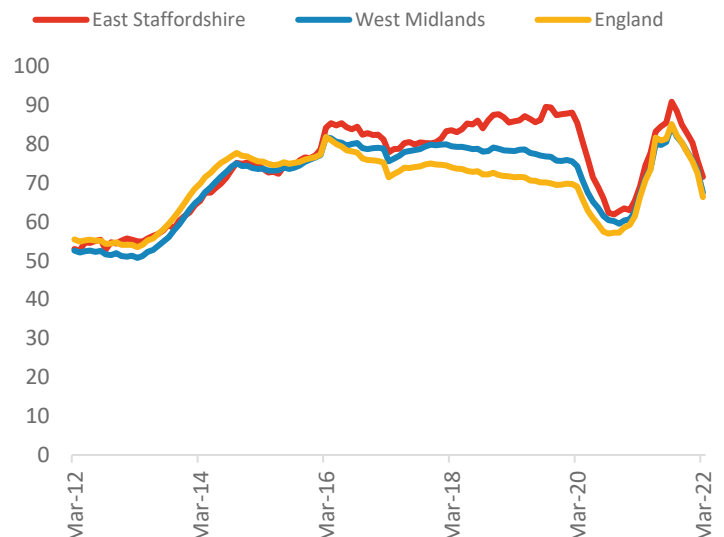


Transactions (March 2022 data)

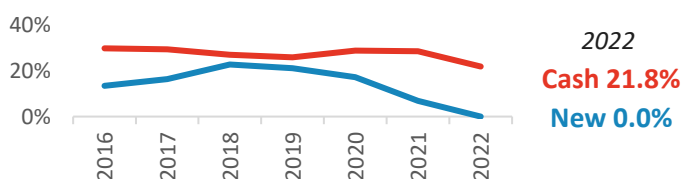
There were 1,799 transactions in East Staffordshire during the 12 months to March 2022. This is 71% of the average from 2001-05 and suggests activity is below pre-downturn levels.

Transactions in East Staffordshire have fallen by 4.9% since 2014, compared to changes of -9.3% for the West Midlands and -13.6% for England.

Annual Transactions, Indexed (2001-05 average = 100)



Cash and New Build Sales as % of Total, by Year*



* The latest data here is subject to the 'Land Registry Lag'. For more details:

<https://builtplace.com/digging-deeper-land-reg-lag-coronavirus/>

Note: These transaction counts do not include those identified as transfers under a power of sale/repossessions, buy-to-lets (where they can be identified by a mortgage), and transfers to non-private individuals.