

September 2022 Housing Market Report

Bassetlaw

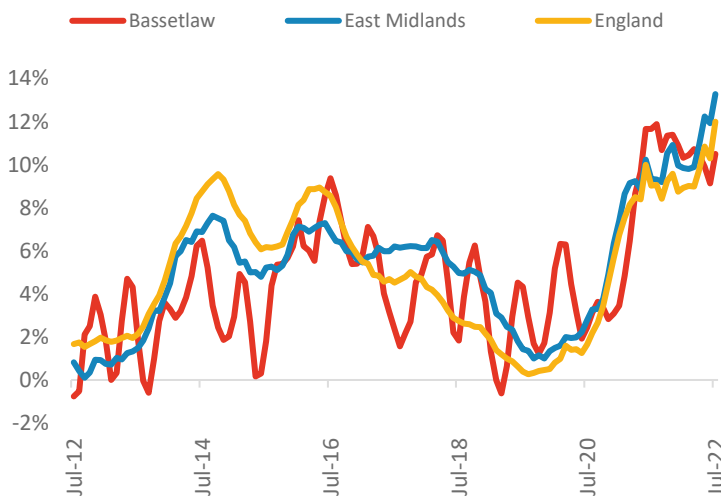
Powered by: **BuiltPlace**



	Current level	3 month	Annual	5 year	10 year
House prices	£201,600	1.9%	10.5%	34.3%	66.0%
Transactions	1,750	-9.7%	-11.3%	-11.0%	35.0%

House Prices (July 2022 data)

Annual Change in House Prices

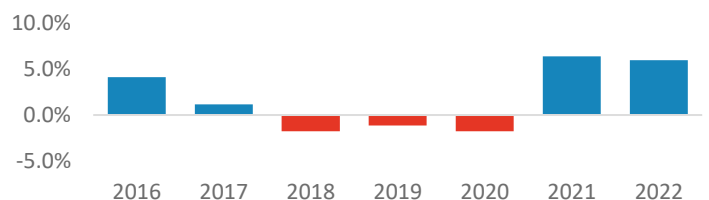


House prices in Bassetlaw grew by 10.5% in the 12 months to July 2022 (based on 3-month smoothed data). By comparison national house prices grew by 12.0% and prices in the East Midlands grew by 13.3% over the same period.

Bassetlaw house prices are now 39.0% above their previous peak in 2007, compared to +54.3% for the East Midlands and +57.1% across England.

Local prices have grown by 6.0% in 2022 so far, compared to growth of 6.4% over the same period last year.

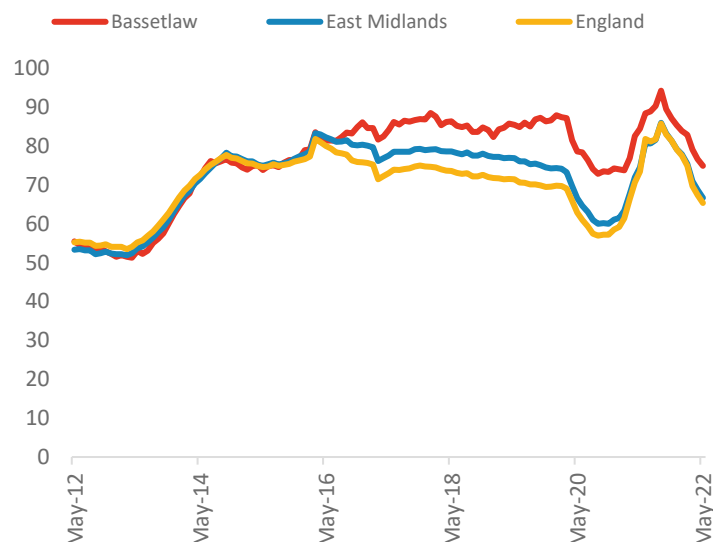
Year-To-Date Change in House Prices, December to July



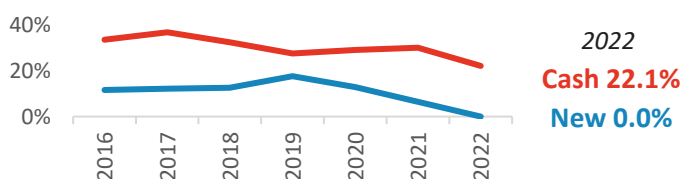
Transactions (May 2022 data)

There were 1,750 transactions in Bassetlaw during the 12 months to May 2022. This is 75% of the average from 2001-05 and suggests activity is below pre-downturn levels. Transactions in Bassetlaw have fallen by 0.8% since 2014, compared to changes of -13.8% for the East Midlands and -14.9% for England.

Annual Transactions, Indexed (2001-05 average = 100)



Cash and New Build Sales as % of Total, by Year*



* The latest data here is subject to the 'Land Registry Lag'. For more details:

<https://builtplace.com/digging-deeper-land-reg-lag-coronavirus/>

Note: These transaction counts do not include those identified as transfers under a power of sale/repossessions, buy-to-lets (where they can be identified by a mortgage), and transfers to non-private individuals.