

Surrey Heath

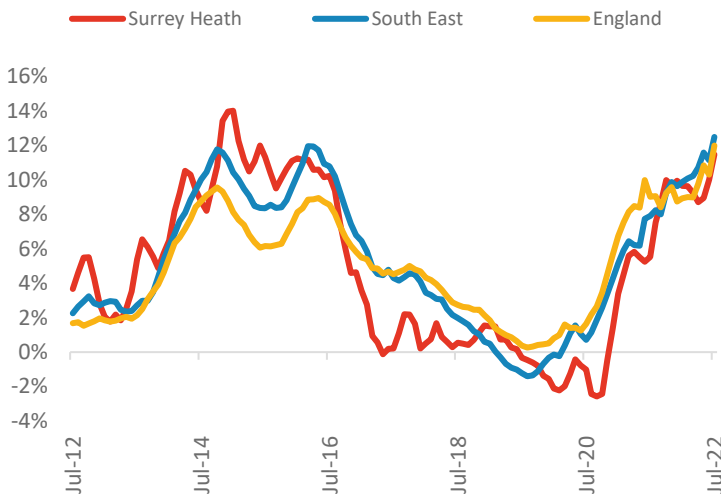
Powered by: **BuiltPlace**



	Current level	3 month	Annual	5 year	10 year
House prices	£462,992	3.2%	11.5%	16.7%	64.4%
Transactions	1,358	-13.4%	-11.4%	-4.8%	3.7%

House Prices (July 2022 data)

Annual Change in House Prices

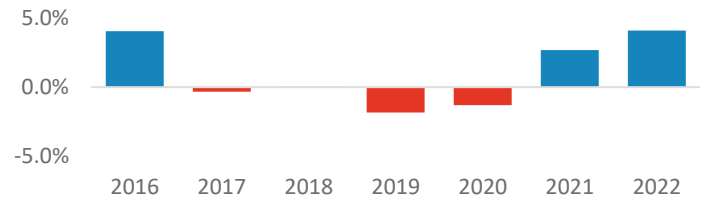


House prices in Surrey Heath grew by 11.5% in the 12 months to July 2022 (based on 3-month smoothed data). By comparison national house prices grew by 12.0% and prices in the South East grew by 12.5% over the same period.

Surrey Heath house prices are now 52.7% above their previous peak in 2007, compared to +64.3% for the South East and +57.1% across England.

Local prices have grown by 4.1% in 2022 so far, compared to growth of 2.7% over the same period last year.

Year-To-Date Change in House Prices, December to July

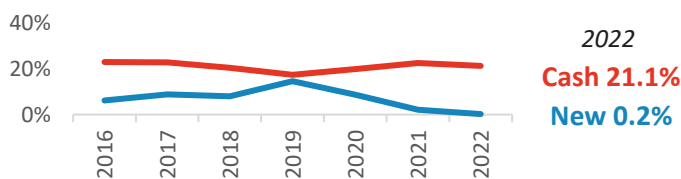


Transactions (May 2022 data)

There were 1,358 transactions in Surrey Heath during the 12 months to May 2022. This is 65% of the average from 2001-05 and suggests activity is significantly below pre-downturn levels.

Transactions in Surrey Heath have fallen by 7.6% since 2014, compared to changes of -19.1% for the South East and -14.9% for England.

Cash and New Build Sales as % of Total, by Year*



* The latest data here is subject to the 'Land Registry Lag'. For more details:

<https://builtplace.com/digging-deeper-land-reg-lag-coronavirus/>

Note: These transaction counts do not include those identified as transfers under a power of sale/repossessions, buy-to-lets (where they can be identified by a mortgage), and transfers to non-private individuals.

Annual Transactions, Indexed (2001-05 average = 100)

