

November 2022 Housing Market Report

Eden

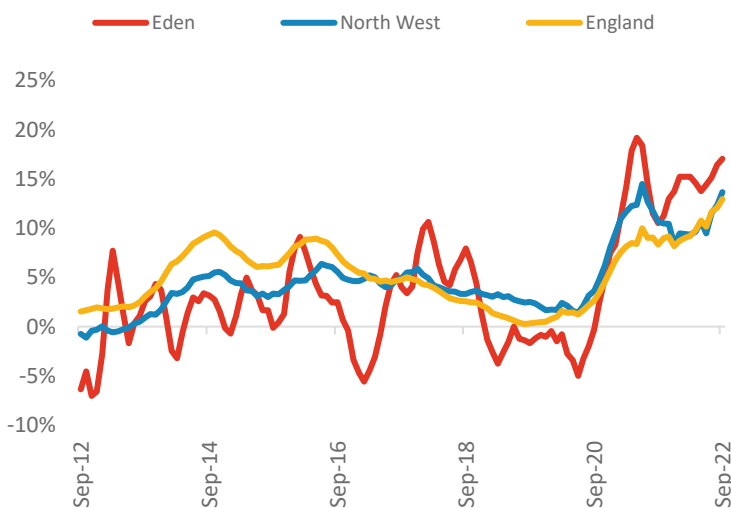


Powered by: **BuiltPlace**

	Current level	3 month	Annual	5 year	10 year
House prices	£273,533	3.7%	17.0%	36.9%	54.3%
Transactions	816	-16.0%	-26.2%	-11.8%	32.9%

House Prices (September 2022 data)

Annual Change in House Prices



House prices in Eden grew by 17.0% in the 12 months to September 2022 (based on 3-month smoothed data). By comparison national house prices grew by 13.0% and prices in the North West grew by 13.7% over the same period.

Eden house prices are now 30.0% above their previous peak in 2007, compared to +43.6% for the North West and +60.8% across England.

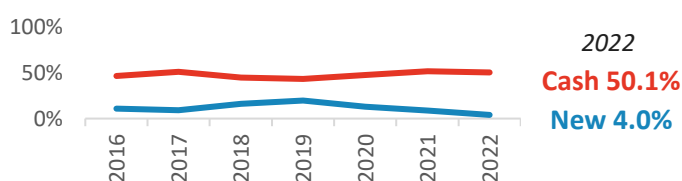
Local prices have grown by 10.6% in 2022 so far, compared to growth of 7.5% over the same period last year.

Transactions (July 2022 data)

There were 816 transactions in Eden during the 12 months to July 2022. This is 77% of the average from 2001-05 and suggests activity is below pre-downturn levels.

Transactions in Eden have grown by 2.6% since 2014, compared to changes of -7.5% for the North West and -21.9% for England.

Cash and New Build Sales as % of Total, by Year*

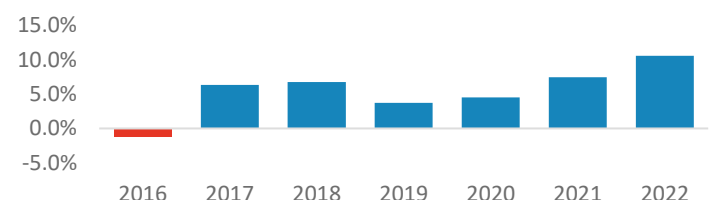


* The latest data here is subject to the 'Land Registry Lag'. For more details:

<https://builtplace.com/digging-deeper-land-reg-lag-coronavirus/>

Note: These transaction counts do not include those identified as transfers under a power of sale/repossessions, buy-to-lets (where they can be identified by a mortgage), and transfers to non-private individuals.

Year-To-Date Change in House Prices, December to September



Annual Transactions, Indexed (2001-05 average = 100)

