

November 2022 Housing Market Report

Forest of Dean

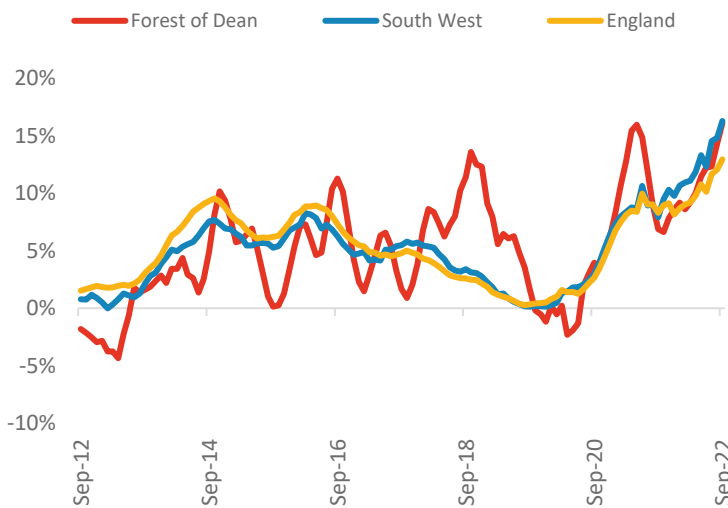
Powered by: **BuiltPlace**



	Current level	3 month	Annual	5 year	10 year
House prices	£315,529	1.8%	16.1%	46.1%	76.6%
Transactions	1,179	-15.5%	-25.2%	-16.6%	26.5%

House Prices (September 2022 data)

Annual Change in House Prices

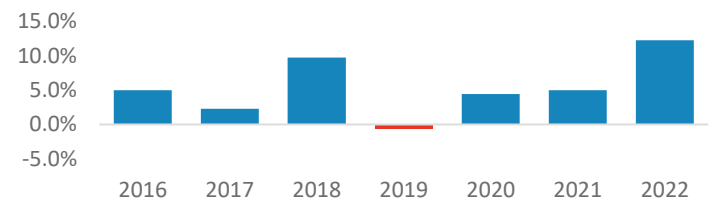


House prices in Forest of Dean grew by 16.1% in the 12 months to September 2022 (based on 3-month smoothed data). By comparison national house prices grew by 13.0% and prices in the South West grew by 16.3% over the same period.

Forest of Dean house prices are now 53.5% above their previous peak in 2007, compared to +57.6% for the South West and +60.8% across England.

Local prices have grown by 12.3% in 2022 so far, compared to growth of 5.0% over the same period last year.

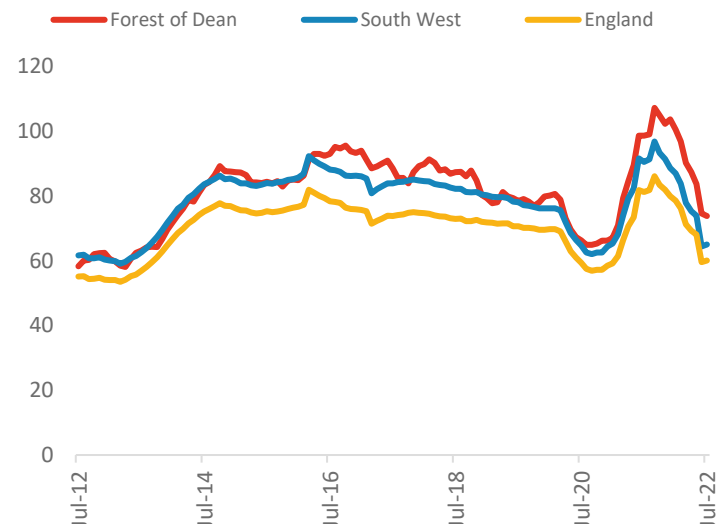
Year-To-Date Change in House Prices, December to September



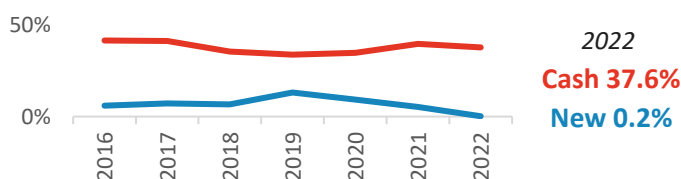
Transactions (July 2022 data)

There were 1,179 transactions in Forest of Dean during the 12 months to July 2022. This is 74% of the average from 2001-05 and suggests activity is below pre-downturn levels. Transactions in Forest of Dean have fallen by 15.7% since 2014, compared to changes of -23.8% for the South West and -21.9% for England.

Annual Transactions, Indexed (2001-05 average = 100)



Cash and New Build Sales as % of Total, by Year*



* The latest data here is subject to the 'Land Registry Lag'. For more details:

<https://builtplace.com/digging-deeper-land-reg-lag-coronavirus/>

Note: These transaction counts do not include those identified as transfers under a power of sale/repossessions, buy-to-lets (where they can be identified by a mortgage), and transfers to non-private individuals.