

Basingstoke and Deane

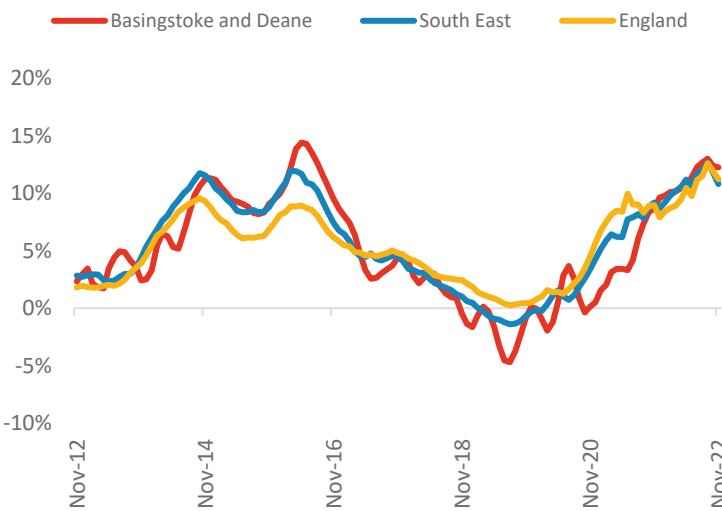


Powered by: **BuiltPlace**

	Current level	3 month	Annual	5 year	10 year
House prices	£375,235	3.2%	12.3%	20.6%	71.5%
Transactions	2,188	-4.3%	-40.1%	-24.2%	-8.1%

House Prices (November 2022 data)

Annual Change in House Prices

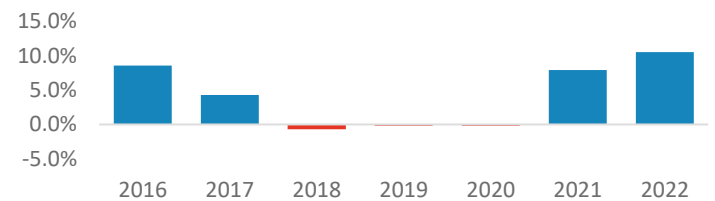


House prices in Basingstoke and Deane grew by 12.3% in the 12 months to November 2022 (based on 3-month smoothed data). By comparison national house prices grew by 11.2% and prices in the South East grew by 10.8% over the same period.

Basingstoke and Deane house prices are now 58.6% above their previous peak in 2007, compared to +69.2% for the South East and +61.9% across England.

Local prices have grown by 10.6% in 2022 so far, compared to growth of 8.0% over the same period last year.

Year-To-Date Change in House Prices, December to November

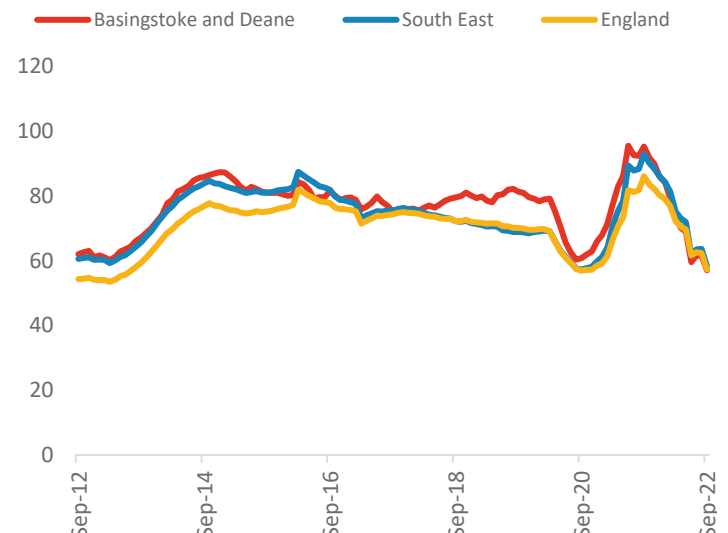


Transactions (September 2022 data)

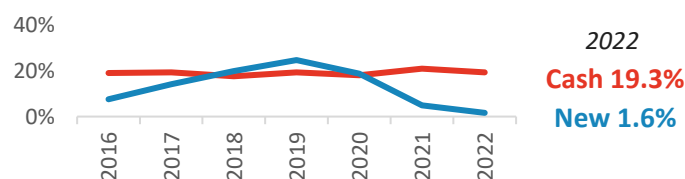
There were 2,188 transactions in Basingstoke and Deane during the 12 months to September 2022. This is 57% of the average from 2001-05 and suggests activity is significantly below pre-downturn levels.

Transactions in Basingstoke and Deane have fallen by 34.7% since 2014, compared to changes of -30.2% for the South East and -25.4% for England.

Annual Transactions, Indexed (2001-05 average = 100)



Cash and New Build Sales as % of Total, by Year*



* The latest data here is subject to the 'Land Registry Lag'. For more details:

<https://builtplace.com/digging-deeper-land-reg-lag-coronavirus/>

Note: These transaction counts do not include those identified as transfers under a power of sale/repossessions, buy-to-lets (where they can be identified by a mortgage), and transfers to non-private individuals.