

Forest of Dean

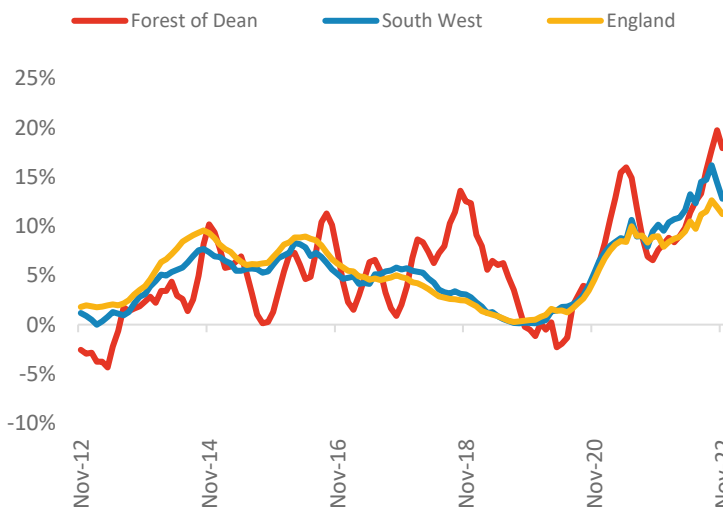
Powered by: **BuiltPlace**



	Current level	3 month	Annual	5 year	10 year
House prices	£319,401	2.9%	17.9%	48.9%	86.4%
Transactions	1,071	-13.8%	-37.5%	-21.7%	11.2%

House Prices (November 2022 data)

Annual Change in House Prices

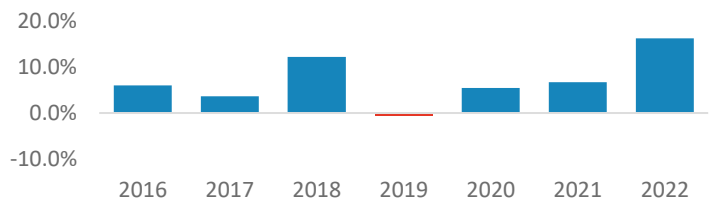


House prices in Forest of Dean grew by 17.9% in the 12 months to November 2022 (based on 3-month smoothed data). By comparison national house prices grew by 11.2% and prices in the South West grew by 12.8% over the same period.

Forest of Dean house prices are now 58.5% above their previous peak in 2007, compared to +59.2% for the South West and +61.9% across England.

Local prices have grown by 16.3% in 2022 so far, compared to growth of 6.7% over the same period last year.

Year-To-Date Change in House Prices, December to November

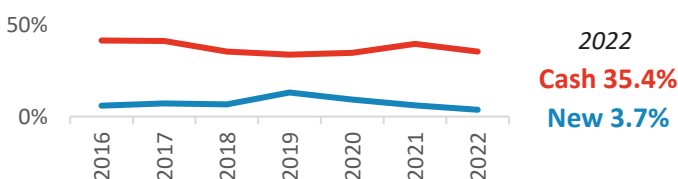


Transactions (September 2022 data)

There were 1,071 transactions in Forest of Dean during the 12 months to September 2022. This is 67% of the average from 2001-05 and suggests activity is significantly below pre-downturn levels.

Transactions in Forest of Dean have fallen by 23.4% since 2014, compared to changes of -28.7% for the South West and -25.4% for England.

Cash and New Build Sales as % of Total, by Year*



* The latest data here is subject to the 'Land Registry Lag'. For more details:

<https://builtplace.com/digging-deeper-land-reg-lag-coronavirus/>

Note: These transaction counts do not include those identified as transfers under a power of sale/repossessions, buy-to-lets (where they can be identified by a mortgage), and transfers to non-private individuals.

Annual Transactions, Indexed (2001-05 average = 100)

