

## Surrey Heath

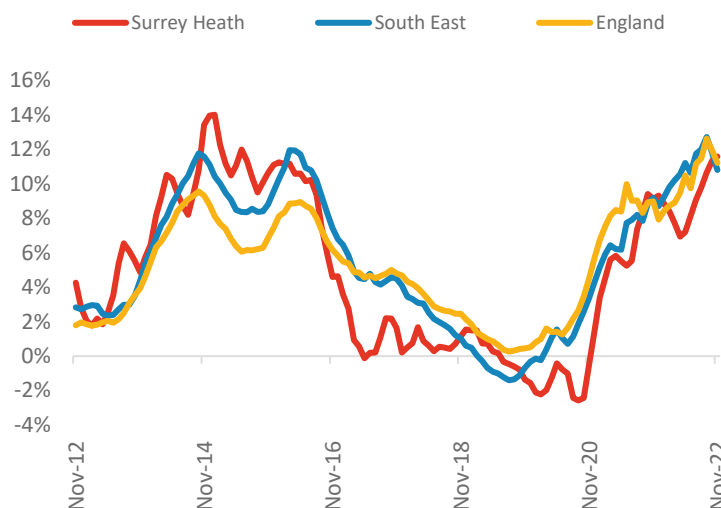
Powered by: **BuiltPlace**



	Current level	3 month	Annual	5 year	10 year
House prices	£484,095	5.7%	11.6%	21.0%	69.2%
Transactions	1,292	2.5%	-27.8%	-12.3%	3.4%

### House Prices (November 2022 data)

#### Annual Change in House Prices

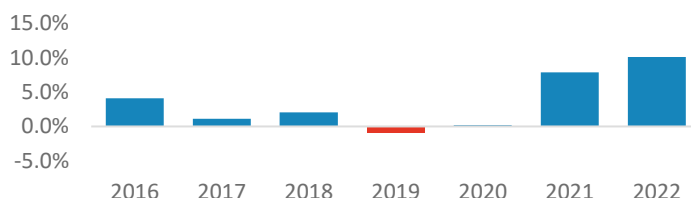


House prices in Surrey Heath grew by 11.6% in the 12 months to November 2022 (based on 3-month smoothed data). By comparison national house prices grew by 11.2% and prices in the South East grew by 10.8% over the same period.

Surrey Heath house prices are now 60.6% above their previous peak in 2007, compared to +69.2% for the South East and +61.9% across England.

Local prices have grown by 10.1% in 2022 so far, compared to growth of 7.9% over the same period last year.

#### Year-To-Date Change in House Prices, December to November

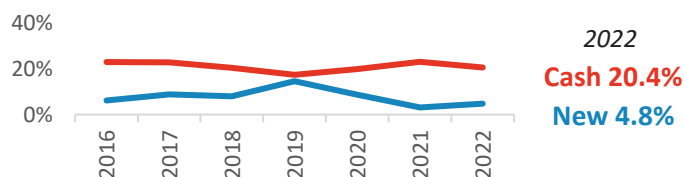


### Transactions (September 2022 data)

There were 1,292 transactions in Surrey Heath during the 12 months to September 2022. This is 62% of the average from 2001-05 and suggests activity is significantly below pre-downturn levels.

Transactions in Surrey Heath have fallen by 12.1% since 2014, compared to changes of -30.2% for the South East and -25.4% for England.

#### Cash and New Build Sales as % of Total, by Year\*



\* The latest data here is subject to the 'Land Registry Lag'. For more details:

<https://builtplace.com/digging-deeper-land-reg-lag-coronavirus/>

Note: These transaction counts do not include those identified as transfers under a power of sale/repossessions, buy-to-lets (where they can be identified by a mortgage), and transfers to non-private individuals.

#### Annual Transactions, Indexed (2001-05 average = 100)

