

East Staffordshire

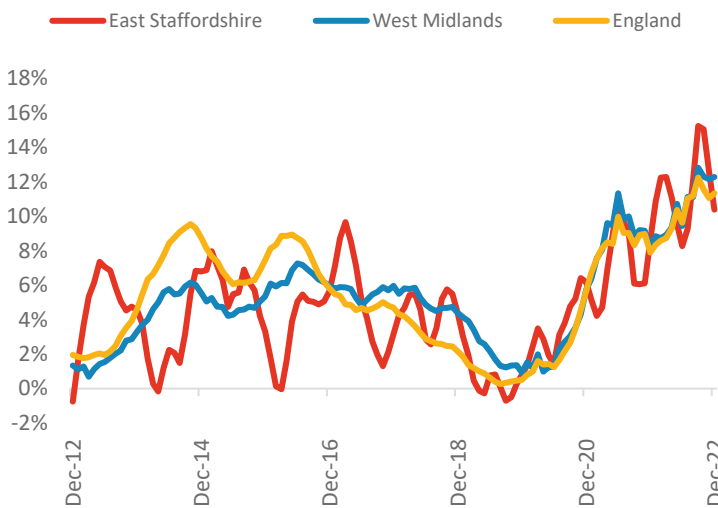


Powered by: **BuiltPlace**

	Current level	3 month	Annual	5 year	10 year
House prices	£236,768	0.5%	10.4%	33.9%	68.4%
Transactions	1,625	-13.3%	-28.8%	-19.5%	18.0%

House Prices (December 2022 data)

Annual Change in House Prices

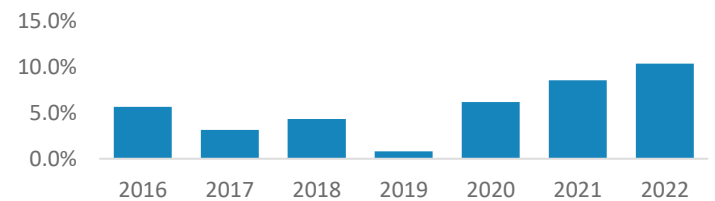


House prices in East Staffordshire grew by 10.4% in the 12 months to December 2022 (based on 3-month smoothed data). By comparison national house prices grew by 11.3% and prices in the West Midlands grew by 12.3% over the same period.

East Staffordshire house prices are now 44.1% above their previous peak in 2007, compared to +54.9% for the West Midlands and +61.9% across England.

Local prices have grown by 10.4% in 2022 so far, compared to growth of 8.6% over the same period last year.

Year-To-Date Change in House Prices, December to December

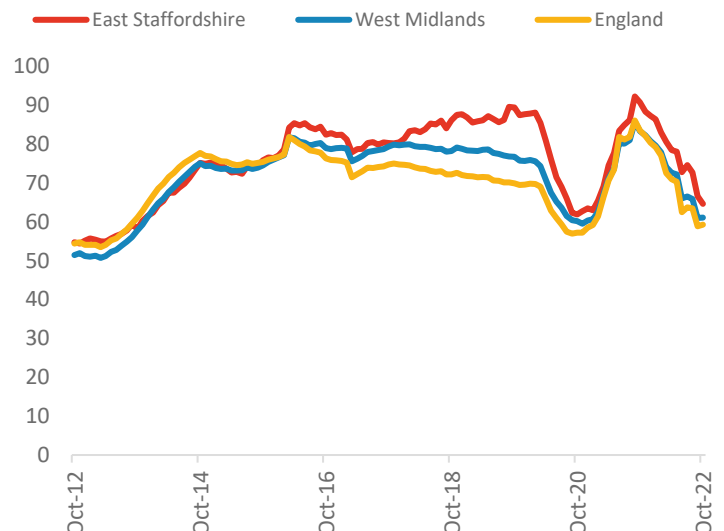


Transactions (October 2022 data)

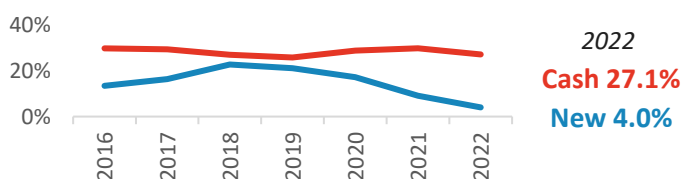
There were 1,625 transactions in East Staffordshire during the 12 months to October 2022. This is 65% of the average from 2001-05 and suggests activity is significantly below pre-downturn levels.

Transactions in East Staffordshire have fallen by 14.1% since 2014, compared to changes of -17.9% for the West Midlands and -22.8% for England.

Annual Transactions, Indexed (2001-05 average = 100)



Cash and New Build Sales as % of Total, by Year*



* The latest data here is subject to the 'Land Registry Lag'. For more details:

<https://builtplace.com/digging-deeper-land-reg-lag-coronavirus/>

Note: These transaction counts do not include those identified as transfers under a power of sale/repossessions, buy-to-lets (where they can be identified by a mortgage), and transfers to non-private individuals.