

## Forest of Dean

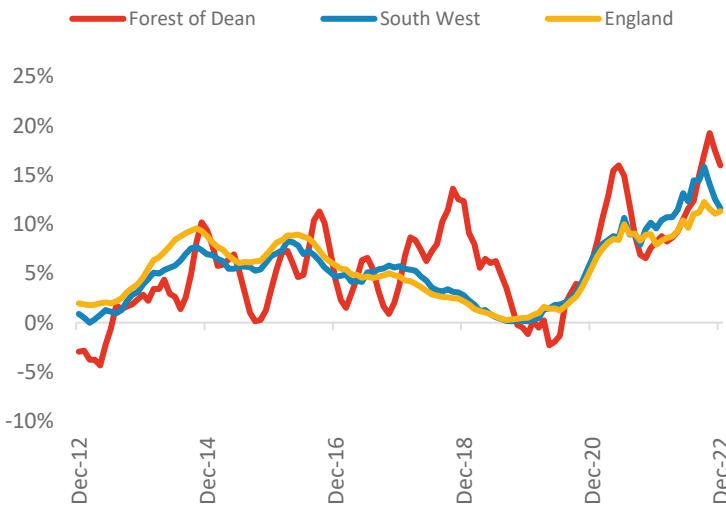
Powered by: **BuiltPlace**



	Current level	3 month	Annual	5 year	10 year
House prices	£319,021	2.0%	16.0%	48.1%	86.7%
Transactions	1,095	-13.6%	-34.6%	-18.3%	10.5%

### House Prices (December 2022 data)

#### Annual Change in House Prices

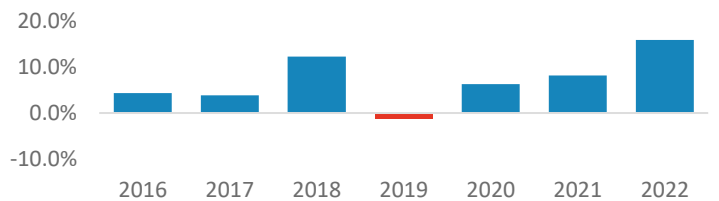


House prices in Forest of Dean grew by 16.0% in the 12 months to December 2022 (based on 3-month smoothed data). By comparison national house prices grew by 11.3% and prices in the South West grew by 11.6% over the same period.

Forest of Dean house prices are now 58.0% above their previous peak in 2007, compared to +58.0% for the South West and +61.9% across England.

Local prices have grown by 16.0% in 2022 so far, compared to growth of 8.2% over the same period last year.

#### Year-To-Date Change in House Prices, December to December

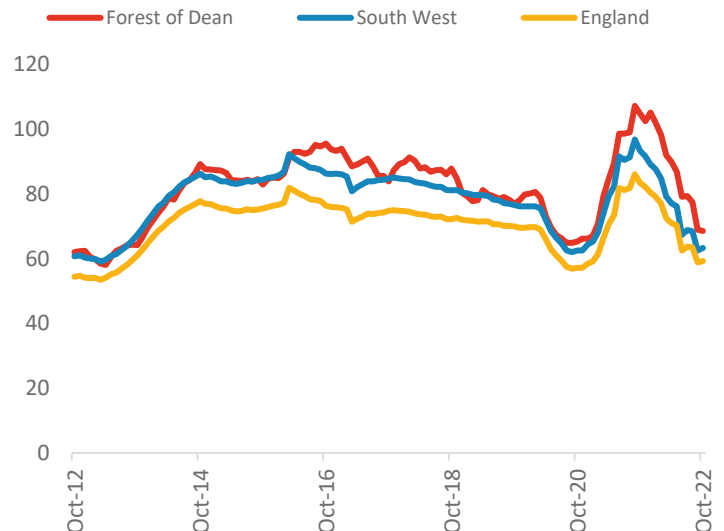


### Transactions (October 2022 data)

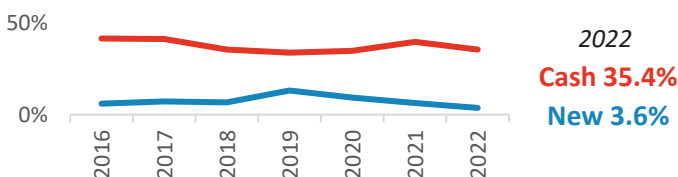
There were 1,095 transactions in Forest of Dean during the 12 months to October 2022. This is 68% of the average from 2001-05 and suggests activity is significantly below pre-downturn levels.

Transactions in Forest of Dean have fallen by 21.7% since 2014, compared to changes of -25.8% for the South West and -22.8% for England.

#### Annual Transactions, Indexed (2001-05 average = 100)



#### Cash and New Build Sales as % of Total, by Year\*



\* The latest data here is subject to the 'Land Registry Lag'. For more details:

<https://builtplace.com/digging-deeper-land-reg-lag-coronavirus/>

Note: These transaction counts do not include those identified as transfers under a power of sale/repossessions, buy-to-lets (where they can be identified by a mortgage), and transfers to non-private individuals.