

Surrey Heath

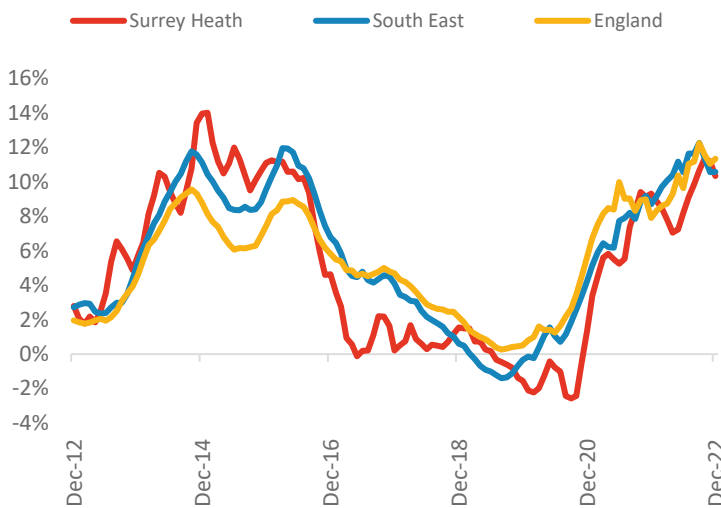
Powered by: **BuiltPlace**



	Current level	3 month	Annual	5 year	10 year
House prices	£480,260	3.9%	10.3%	22.3%	71.7%
Transactions	1,321	-2.3%	-24.9%	-10.7%	4.8%

House Prices (December 2022 data)

Annual Change in House Prices

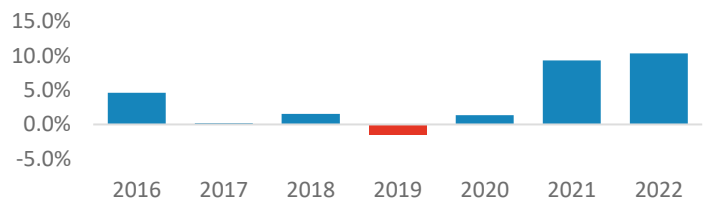


House prices in Surrey Heath grew by 10.3% in the 12 months to December 2022 (based on 3-month smoothed data). By comparison national house prices grew by 11.3% and prices in the South East grew by 10.6% over the same period.

Surrey Heath house prices are now 60.9% above their previous peak in 2007, compared to +69.1% for the South East and +61.9% across England.

Local prices have grown by 10.3% in 2022 so far, compared to growth of 9.3% over the same period last year.

Year-To-Date Change in House Prices, December to December

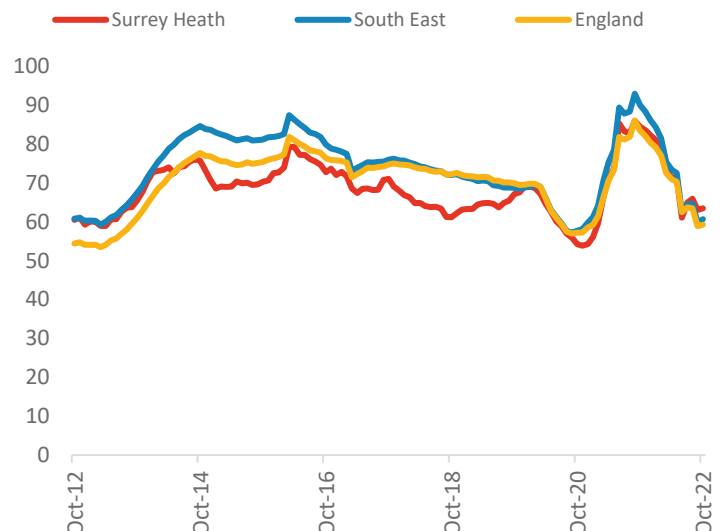


Transactions (October 2022 data)

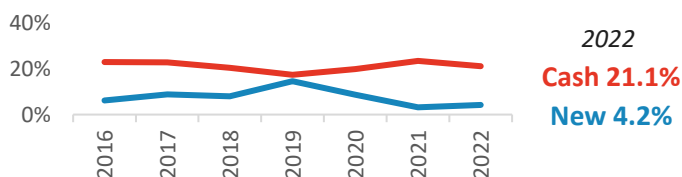
There were 1,321 transactions in Surrey Heath during the 12 months to October 2022. This is 63% of the average from 2001-05 and suggests activity is significantly below pre-downturn levels.

Transactions in Surrey Heath have fallen by 10.1% since 2014, compared to changes of -27.5% for the South East and -22.8% for England.

Annual Transactions, Indexed (2001-05 average = 100)



Cash and New Build Sales as % of Total, by Year*



* The latest data here is subject to the 'Land Registry Lag'. For more details:

<https://builtplace.com/digging-deeper-land-reg-lag-coronavirus/>

Note: These transaction counts do not include those identified as transfers under a power of sale/repossessions, buy-to-lets (where they can be identified by a mortgage), and transfers to non-private individuals.