

Basingstoke and Deane

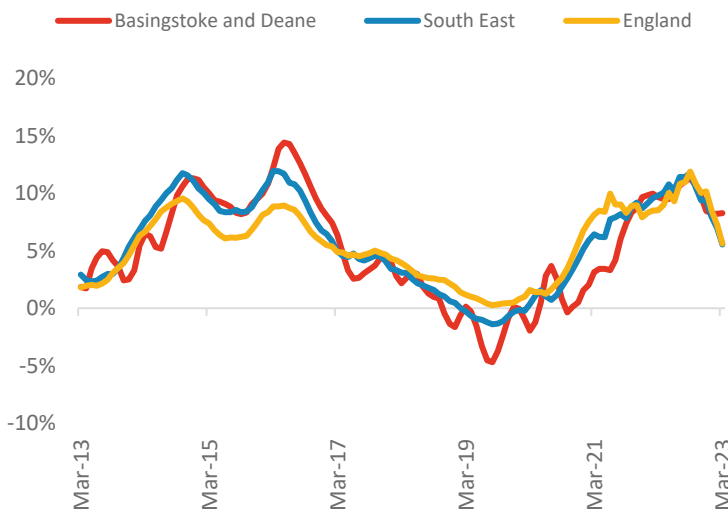


Powered by: **BuiltPlace**

	Current level	3 month	Annual	5 year	10 year
House prices	£369,171	1.5%	8.3%	20.3%	71.8%
Transactions	2,325	-3.3%	-28.1%	-20.3%	-1.7%

House Prices (March 2023 data)

Annual Change in House Prices

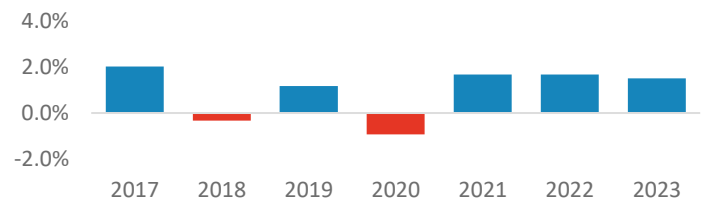


House prices in Basingstoke and Deane grew by 8.3% in the 12 months to March 2023 (based on 3-month smoothed data). By comparison national house prices grew by 5.6% and prices in the South East grew by 5.5% over the same period.

Basingstoke and Deane house prices are now 58.0% above their previous peak in 2007, compared to +66.0% for the South East and +57.9% across England.

Local prices have grown by 1.5% in 2023 so far, compared to growth of 1.7% over the same period last year.

Year-To-Date Change in House Prices, December to March

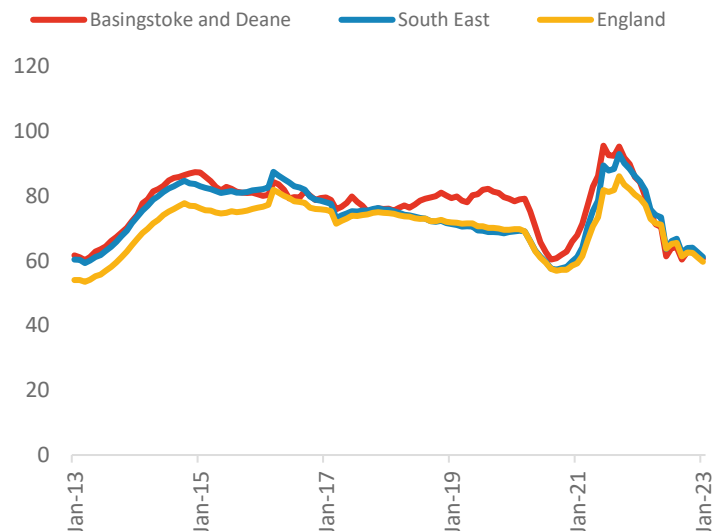


Transactions (January 2023 data)

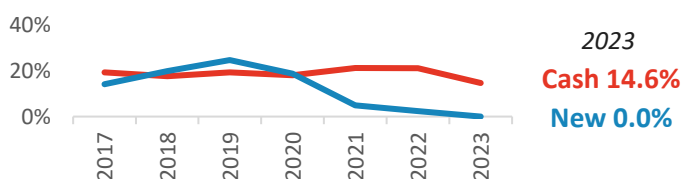
There were 2,325 transactions in Basingstoke and Deane during the 12 months to January 2023. This is 61% of the average from 2001-05 and suggests activity is significantly below pre-downturn levels.

Transactions in Basingstoke and Deane have fallen by 30.6% since 2014, compared to changes of -26.9% for the South East and -22.4% for England.

Annual Transactions, Indexed (2001-05 average = 100)



Cash and New Build Sales as % of Total, by Year*



* The latest data here is subject to the 'Land Registry Lag'. For more details:

<https://builtplace.com/digging-deeper-land-reg-lag-coronavirus/>

Note: These transaction counts do not include those identified as transfers under a power of sale/repossessions, buy-to-lets (where they can be identified by a mortgage), and transfers to non-private individuals.