

Waltham Forest

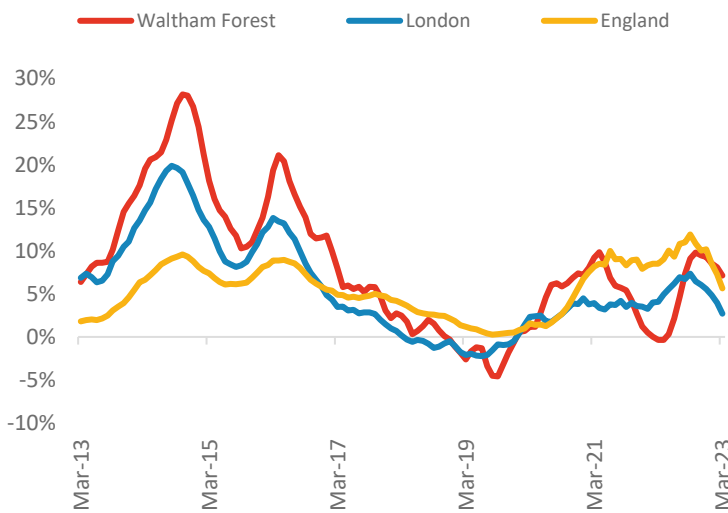
Powered by: **BuiltPlace**



	Current level	3 month	Annual	5 year	10 year
House prices	£508,474	-1.5%	7.1%	14.9%	114.2%
Transactions	2,646	1.9%	-25.0%	-3.6%	13.4%

House Prices (March 2023 data)

Annual Change in House Prices



House prices in Waltham Forest grew by 7.1% in the 12 months to March 2023 (based on 3-month smoothed data). By comparison national house prices grew by 5.6% and prices in London grew by 2.7% over the same period.

Waltham Forest house prices are now 106.4% above their previous peak in 2007, compared to +77.9% for London and +57.9% across England.

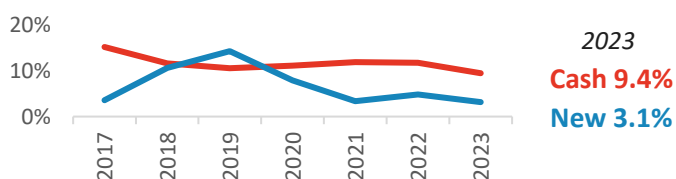
Local prices have fallen by 1.5% in 2023 so far, compared to growth of 0.5% over the same period last year.

Transactions (January 2023 data)

There were 2,646 transactions in Waltham Forest during the 12 months to January 2023. This is 54% of the average from 2001-05 and suggests activity is significantly below pre-downturn levels.

Transactions in Waltham Forest have fallen by 25.8% since 2014, compared to changes of -33.0% for London and -22.4% for England.

Cash and New Build Sales as % of Total, by Year*

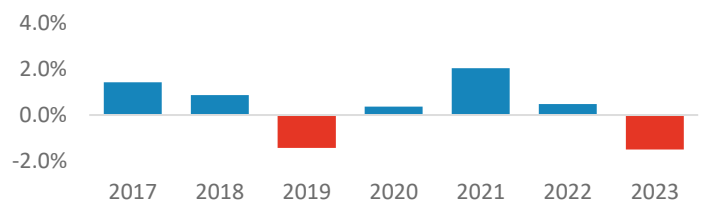


* The latest data here is subject to the 'Land Registry Lag'. For more details:

<https://builtplace.com/digging-deeper-land-reg-lag-coronavirus/>

Note: These transaction counts do not include those identified as transfers under a power of sale/repossessions, buy-to-lets (where they can be identified by a mortgage), and transfers to non-private individuals.

Year-To-Date Change in House Prices, December to March



Annual Transactions, Indexed (2001-05 average = 100)

