

Basingstoke and Deane

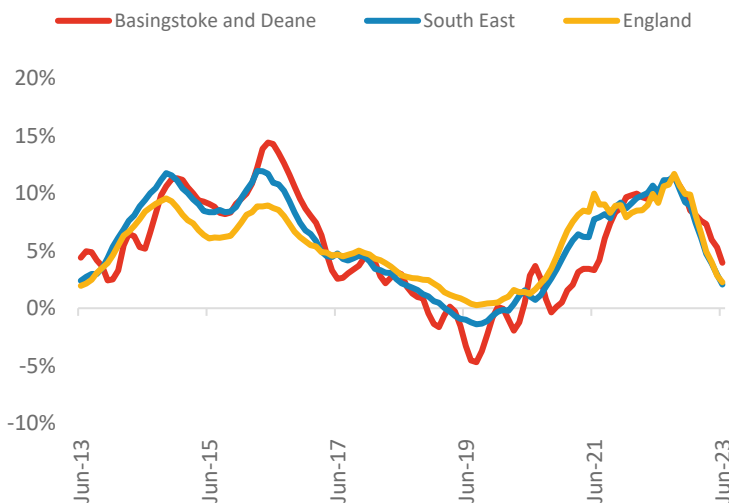


Powered by: **BuiltPlace**

	Current level	3 month	Annual	5 year	10 year
House prices	£358,977	-1.1%	4.0%	17.5%	62.8%
Transactions	2,252	-6.5%	-17.6%	-23.9%	-3.9%

House Prices (June 2023 data)

Annual Change in House Prices

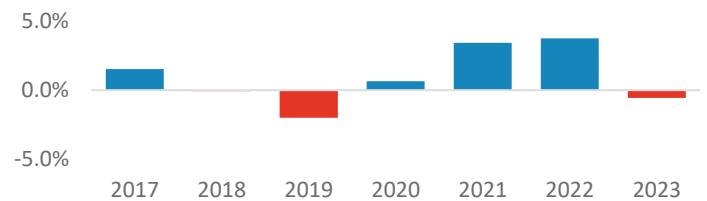


House prices in Basingstoke and Deane grew by 4.0% in the 12 months to June 2023 (based on 3-month smoothed data). By comparison national house prices grew by 2.2% and prices in the South East grew by 2.1% over the same period.

Basingstoke and Deane house prices are now 54.8% above their previous peak in 2007, compared to +63.7% for the South East and +56.6% across England.

Local prices have fallen by 0.6% in 2023 so far, compared to growth of 3.8% over the same period last year.

Year-To-Date Change in House Prices, December to June

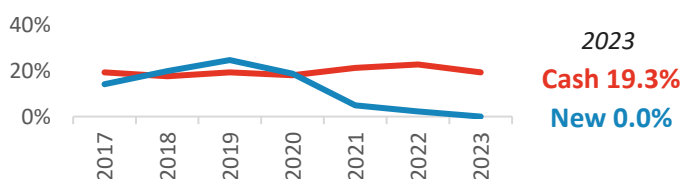


Transactions (April 2023 data)

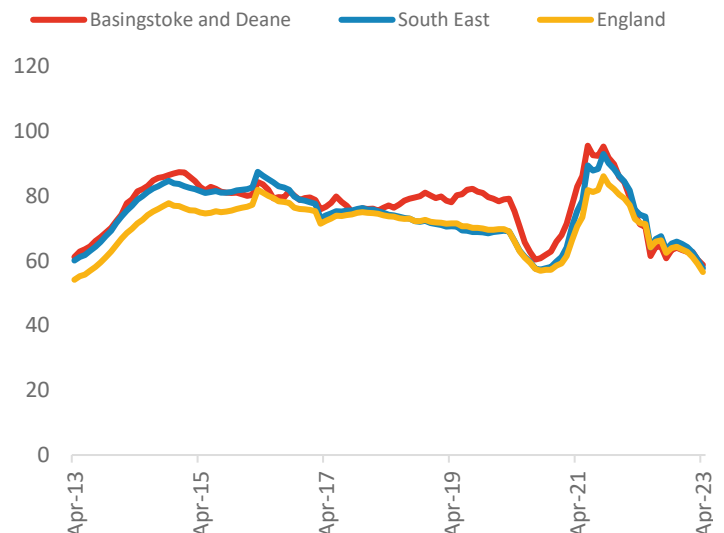
There were 2,252 transactions in Basingstoke and Deane during the 12 months to April 2023. This is 59% of the average from 2001-05 and suggests activity is significantly below pre-downturn levels.

Transactions in Basingstoke and Deane have fallen by 32.8% since 2014, compared to changes of -31.0% for the South East and -26.4% for England.

Cash and New Build Sales as % of Total, by Year*



Annual Transactions, Indexed (2001-05 average = 100)



* The latest data here is subject to the 'Land Registry Lag'. For more details:

<https://builtplace.com/digging-deeper-land-reg-lag-coronavirus/>

Note: These transaction counts do not include those identified as transfers under a power of sale/repossessions, buy-to-lets (where they can be identified by a mortgage), and transfers to non-private individuals.