

August 2023 Housing Market Report

Bassetlaw

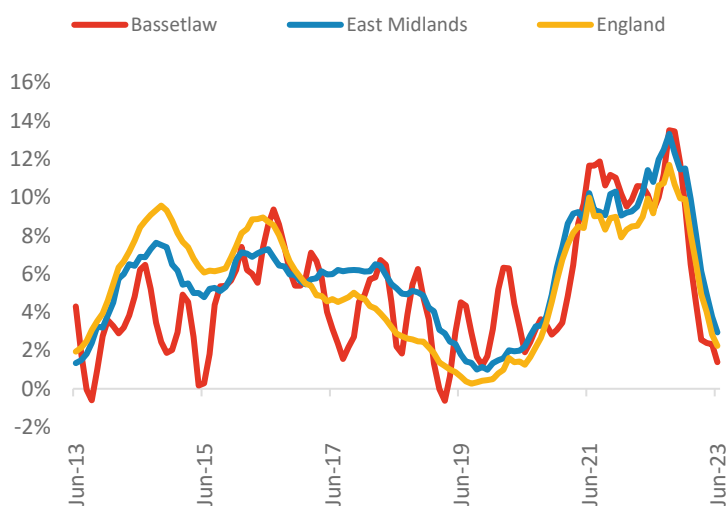
Powered by: **BuiltPlace**



	Current level	3 month	Annual	5 year	10 year
House prices	£193,500	-0.5%	1.4%	31.8%	60.7%
Transactions	1,563	-9.8%	-20.3%	-22.4%	30.5%

House Prices (June 2023 data)

Annual Change in House Prices



House prices in Bassetlaw grew by 1.4% in the 12 months to June 2023 (based on 3-month smoothed data). By comparison national house prices grew by 2.2% and prices in the East Midlands grew by 3.0% over the same period.

Bassetlaw house prices are now 38.8% above their previous peak in 2007, compared to +55.3% for the East Midlands and +56.6% across England.

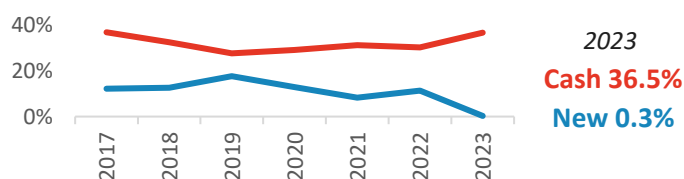
Local prices have fallen by 2.7% in 2023 so far, compared to growth of 5.1% over the same period last year.

Transactions (April 2023 data)

There were 1,563 transactions in Bassetlaw during the 12 months to April 2023. This is 67% of the average from 2001-05 and suggests activity is significantly below pre-downturn levels.

Transactions in Bassetlaw have fallen by 11.4% since 2014, compared to changes of -26.2% for the East Midlands and -26.4% for England.

Cash and New Build Sales as % of Total, by Year*

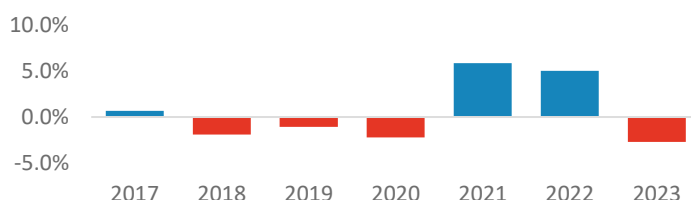


* The latest data here is subject to the 'Land Registry Lag'. For more details:

<https://builtplace.com/digging-deeper-land-reg-lag-coronavirus/>

Note: These transaction counts do not include those identified as transfers under a power of sale/repossessions, buy-to-lets (where they can be identified by a mortgage), and transfers to non-private individuals.

Year-To-Date Change in House Prices, December to June



Annual Transactions, Indexed (2001-05 average = 100)

