

August 2023 Housing Market Report

Stafford

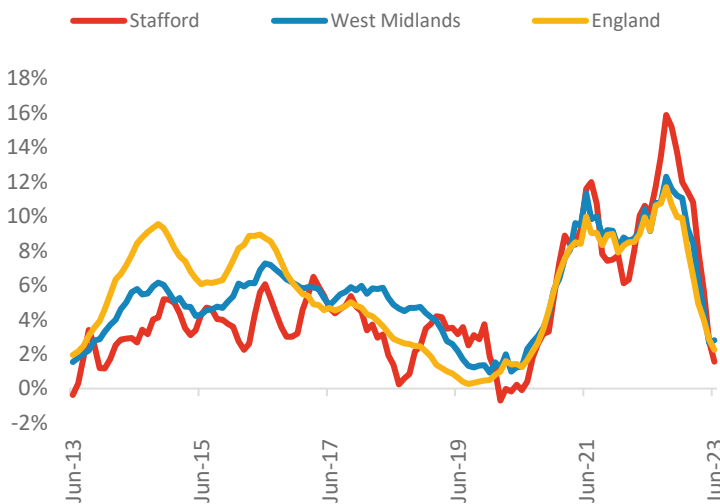
Powered by: **BuiltPlace**



	Current level	3 month	Annual	5 year	10 year
House prices	£259,159	-1.6%	1.6%	28.8%	55.2%
Transactions	1,683	-9.0%	-22.5%	-35.8%	13.4%

House Prices (June 2023 data)

Annual Change in House Prices

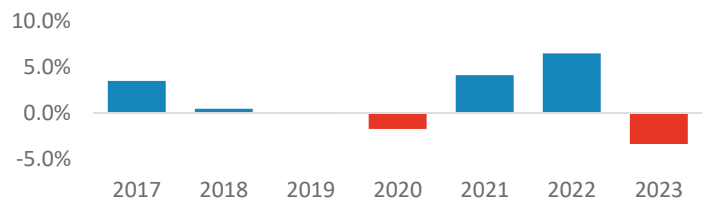


House prices in Stafford grew by 1.6% in the 12 months to June 2023 (based on 3-month smoothed data). By comparison national house prices grew by 2.2% and prices in the West Midlands grew by 2.8% over the same period.

Stafford house prices are now 37.6% above their previous peak in 2007, compared to +50.2% for the West Midlands and +56.6% across England.

Local prices have fallen by 3.4% in 2023 so far, compared to growth of 6.5% over the same period last year.

Year-To-Date Change in House Prices, December to June

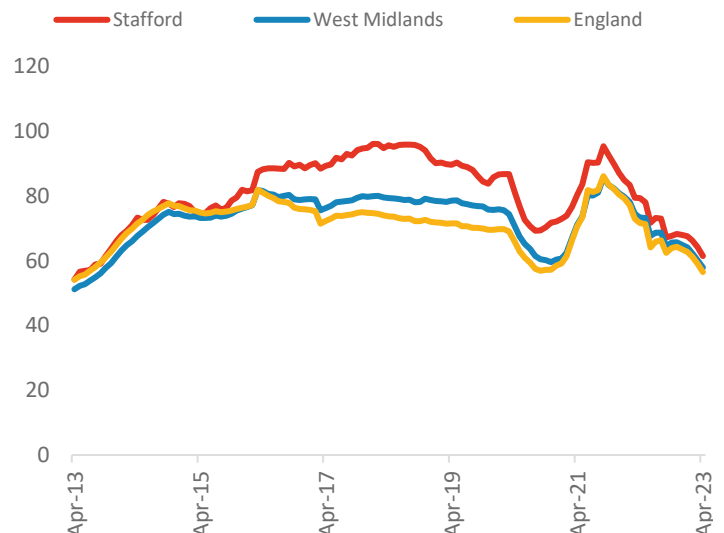


Transactions (April 2023 data)

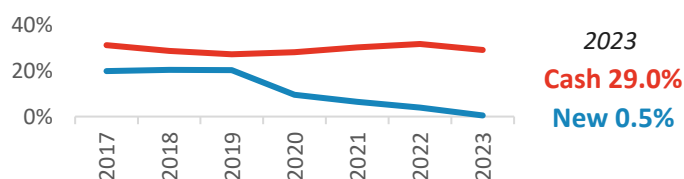
There were 1,683 transactions in Stafford during the 12 months to April 2023. This is 61% of the average from 2001-05 and suggests activity is significantly below pre-downturn levels.

Transactions in Stafford have fallen by 20.9% since 2014, compared to changes of -22.3% for the West Midlands and -26.4% for England.

Annual Transactions, Indexed (2001-05 average = 100)



Cash and New Build Sales as % of Total, by Year*



* The latest data here is subject to the 'Land Registry Lag'. For more details:

<https://builtplace.com/digging-deeper-land-reg-lag-coronavirus/>

Note: These transaction counts do not include those identified as transfers under a power of sale/repossessions, buy-to-lets (where they can be identified by a mortgage), and transfers to non-private individuals.