

Surrey Heath

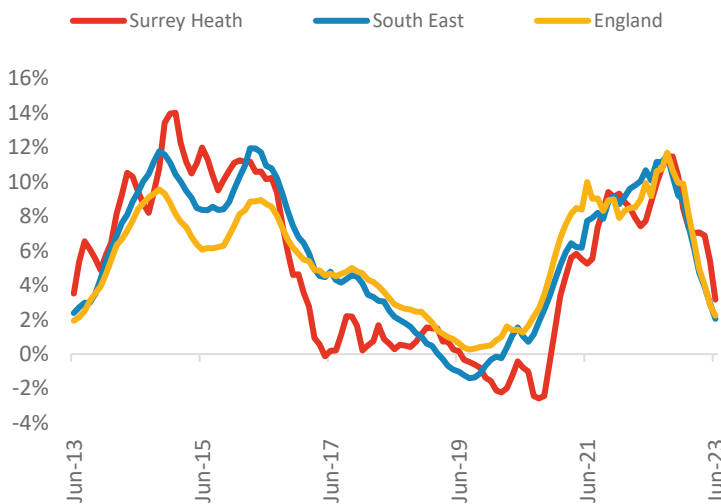
Powered by: **BuiltPlace**



	Current level	3 month	Annual	5 year	10 year
House prices	£451,621	-2.1%	3.2%	17.5%	59.4%
Transactions	1,206	-12.4%	-19.7%	-10.7%	-1.6%

House Prices (June 2023 data)

Annual Change in House Prices



House prices in Surrey Heath grew by 3.2% in the 12 months to June 2023 (based on 3-month smoothed data). By comparison national house prices grew by 2.2% and prices in the South East grew by 2.1% over the same period.

Surrey Heath house prices are now 53.3% above their previous peak in 2007, compared to +63.7% for the South East and +56.6% across England.

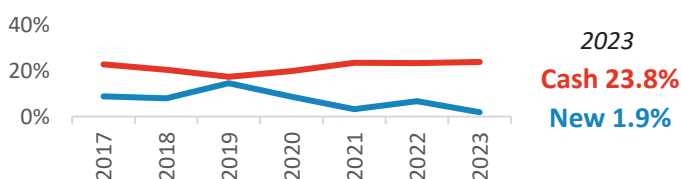
Local prices have fallen by 3.0% in 2023 so far, compared to growth of 1.9% over the same period last year.

Transactions (April 2023 data)

There were 1,206 transactions in Surrey Heath during the 12 months to April 2023. This is 58% of the average from 2001-05 and suggests activity is significantly below pre-downturn levels.

Transactions in Surrey Heath have fallen by 18.0% since 2014, compared to changes of -31.0% for the South East and -26.4% for England.

Cash and New Build Sales as % of Total, by Year*

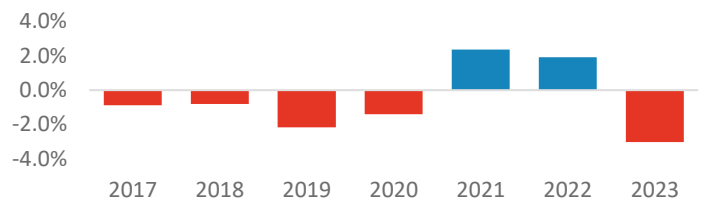


* The latest data here is subject to the 'Land Registry Lag'. For more details:

<https://builtplace.com/digging-deeper-land-reg-lag-coronavirus/>

Note: These transaction counts do not include those identified as transfers under a power of sale/repossessions, buy-to-lets (where they can be identified by a mortgage), and transfers to non-private individuals.

Year-To-Date Change in House Prices, December to June



Annual Transactions, Indexed (2001-05 average = 100)

