

Basingstoke and Deane

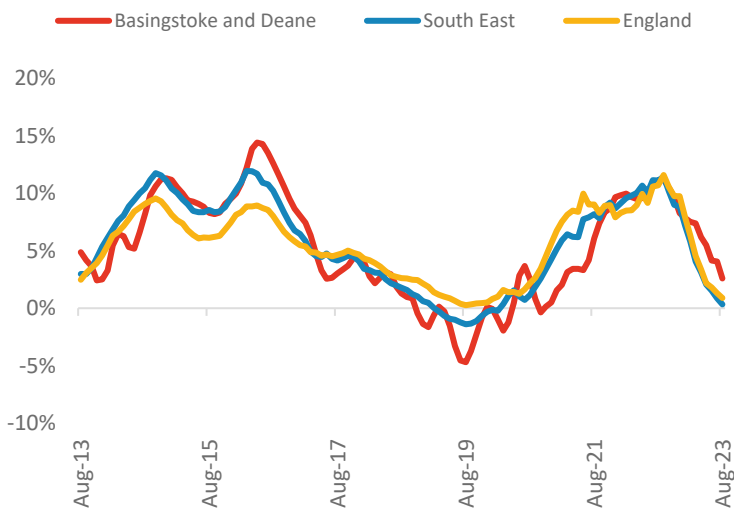


Powered by: **BuiltPlace**

	Current level	3 month	Annual	5 year	10 year
House prices	£356,994	-0.5%	2.6%	18.1%	62.7%
Transactions	2,164	-8.2%	-8.2%	-27.1%	-11.2%

House Prices (August 2023 data)

Annual Change in House Prices

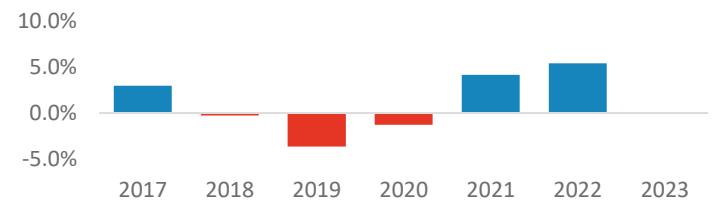


House prices in Basingstoke and Deane grew by 2.6% in the 12 months to August 2023 (based on 3-month smoothed data). By comparison national house prices grew by 0.9% and prices in the South East grew by 0.3% over the same period.

Basingstoke and Deane house prices are now 55.2% above their previous peak in 2007, compared to +64.7% for the South East and +58.4% across England.

Local prices have fallen by 0.1% in 2023 so far, compared to growth of 5.4% over the same period last year.

Year-To-Date Change in House Prices, December to August

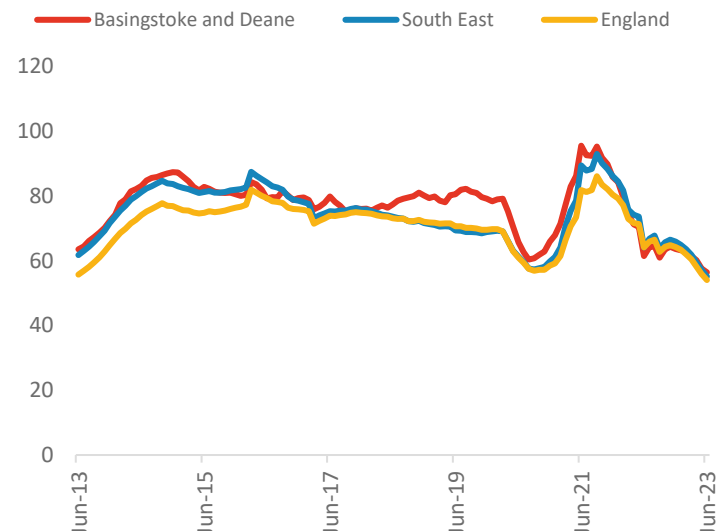


Transactions (June 2023 data)

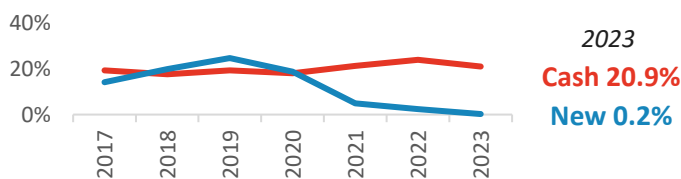
There were 2,164 transactions in Basingstoke and Deane during the 12 months to June 2023. This is 56% of the average from 2001-05 and suggests activity is significantly below pre-downturn levels.

Transactions in Basingstoke and Deane have fallen by 35.4% since 2014, compared to changes of -34.1% for the South East and -29.7% for England.

Annual Transactions, Indexed (2001-05 average = 100)



Cash and New Build Sales as % of Total, by Year*



* The latest data here is subject to the 'Land Registry Lag'. For more details:

<https://builtplace.com/digging-deeper-land-reg-lag-coronavirus/>

Note: These transaction counts do not include those identified as transfers under a power of sale/repossessions, buy-to-lets (where they can be identified by a mortgage), and transfers to non-private individuals.