

October 2023 Housing Market Report

Broxtowe

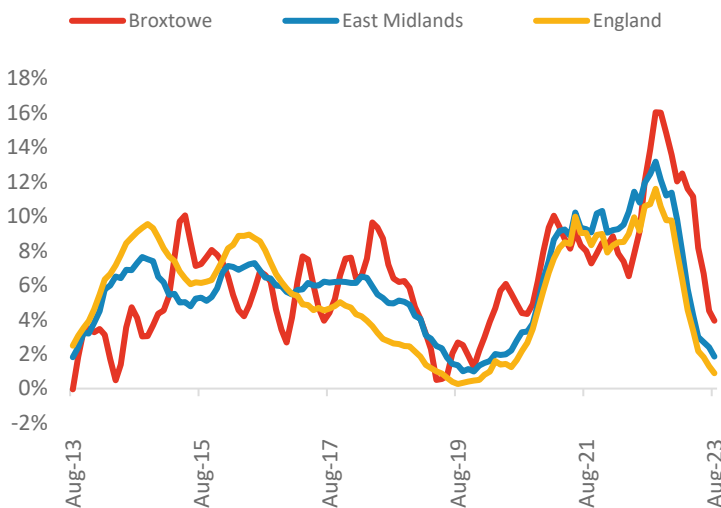
Powered by: **BuiltPlace**



	Current level	3 month	Annual	5 year	10 year
House prices	£253,525	1.9%	3.9%	37.0%	81.2%
Transactions	1,288	-9.0%	-21.7%	-35.0%	-8.9%

House Prices (August 2023 data)

Annual Change in House Prices



House prices in Broxtowe grew by 3.9% in the 12 months to August 2023 (based on 3-month smoothed data). By comparison national house prices grew by 0.9% and prices in the East Midlands grew by 1.9% over the same period.

Broxtowe house prices are now 62.9% above their previous peak in 2007, compared to +57.6% for the East Midlands and +58.4% across England.

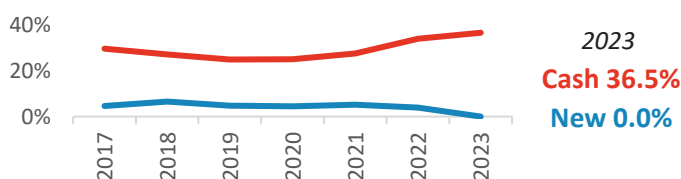
Local prices have grown by 1.0% in 2023 so far, compared to growth of 10.4% over the same period last year.

Transactions (June 2023 data)

There were 1,288 transactions in Broxtowe during the 12 months to June 2023. This is 57% of the average from 2001-05 and suggests activity is significantly below pre-downturn levels.

Transactions in Broxtowe have fallen by 29.3% since 2014, compared to changes of -29.6% for the East Midlands and -29.7% for England.

Cash and New Build Sales as % of Total, by Year*

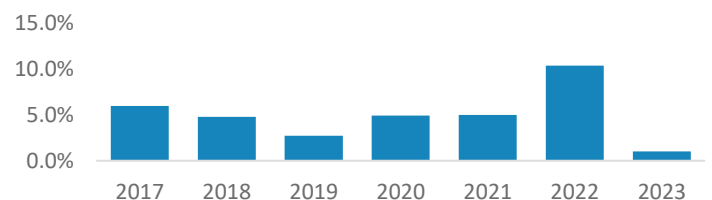


* The latest data here is subject to the 'Land Registry Lag'. For more details:

<https://builtplace.com/digging-deeper-land-reg-lag-coronavirus/>

Note: These transaction counts do not include those identified as transfers under a power of sale/repossessions, buy-to-lets (where they can be identified by a mortgage), and transfers to non-private individuals.

Year-To-Date Change in House Prices, December to August



Annual Transactions, Indexed (2001-05 average = 100)

