

Forest of Dean

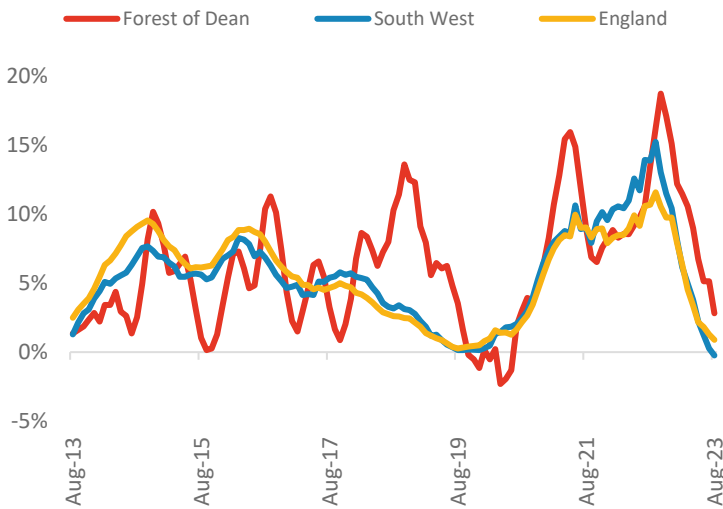
Powered by: **BuiltPlace**



	Current level	3 month	Annual	5 year	10 year
House prices	£307,901	-0.6%	2.8%	35.6%	76.6%
Transactions	912	-14.6%	-31.5%	-34.3%	-8.5%

House Prices (August 2023 data)

Annual Change in House Prices

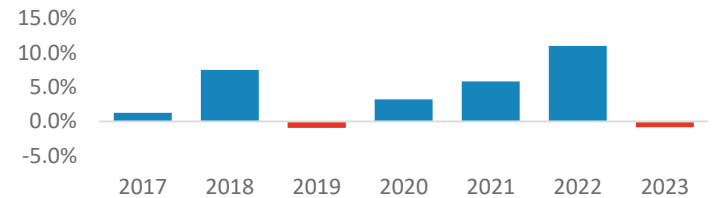


House prices in Forest of Dean grew by 2.8% in the 12 months to August 2023 (based on 3-month smoothed data). By comparison national house prices grew by 0.9% and prices in the South West fell by 0.2% over the same period.

Forest of Dean house prices are now 55.5% above their previous peak in 2007, compared to +53.5% for the South West and +58.4% across England.

Local prices have fallen by 0.9% in 2023 so far, compared to growth of 11.0% over the same period last year.

Year-To-Date Change in House Prices, December to August

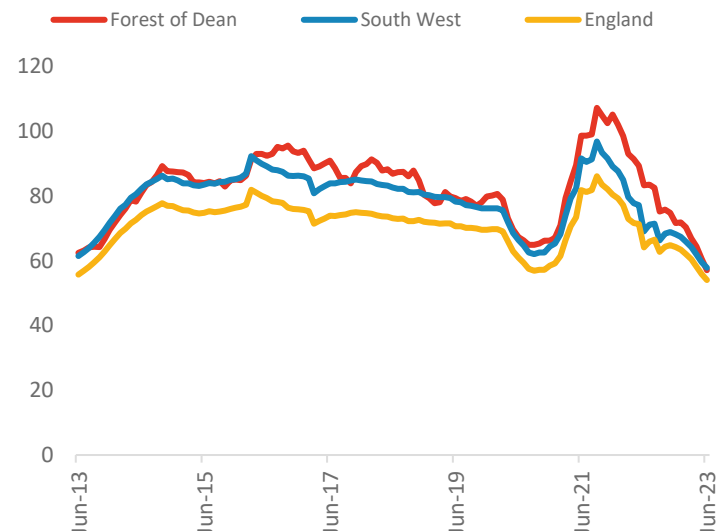


Transactions (June 2023 data)

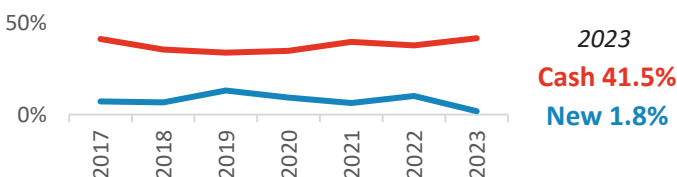
There were 912 transactions in Forest of Dean during the 12 months to June 2023. This is 57% of the average from 2001-05 and suggests activity is significantly below pre-downturn levels.

Transactions in Forest of Dean have fallen by 34.8% since 2014, compared to changes of -32.3% for the South West and -29.7% for England.

Annual Transactions, Indexed (2001-05 average = 100)



Cash and New Build Sales as % of Total, by Year*



* The latest data here is subject to the 'Land Registry Lag'. For more details:

<https://builtplace.com/digging-deeper-land-reg-lag-coronavirus/>

Note: These transaction counts do not include those identified as transfers under a power of sale/repossessions, buy-to-lets (where they can be identified by a mortgage), and transfers to non-private individuals.