

Forest of Dean

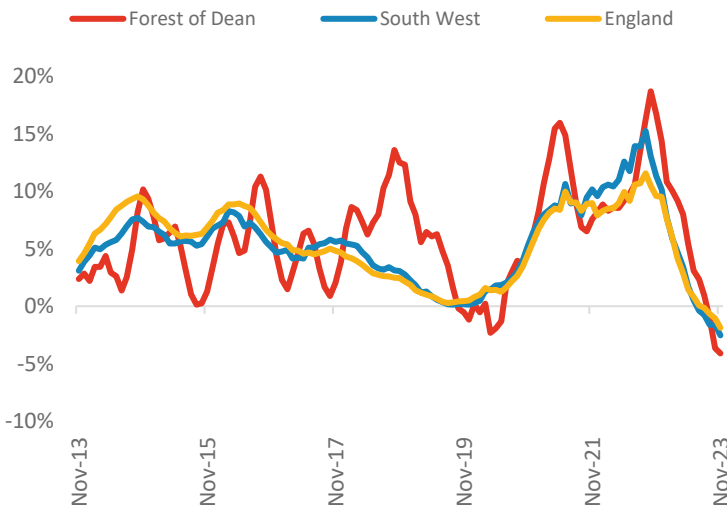


Powered by: **BuiltPlace**

	Current level	3 month	Annual	5 year	10 year
House prices	£306,046	-1.4%	-4.1%	25.7%	72.9%
Transactions	898	-9.4%	-25.4%	-34.7%	-12.6%

House Prices (November 2023 data)

Annual Change in House Prices

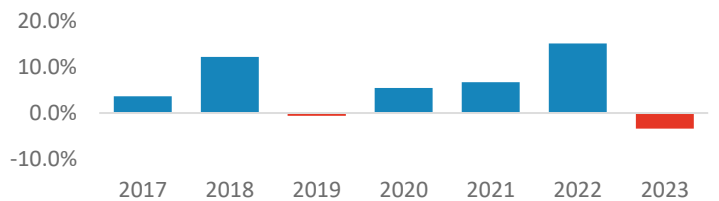


House prices in Forest of Dean fell by 4.1% in the 12 months to November 2023 (based on 3-month smoothed data). By comparison national house prices fell by 1.9% and prices in the South West fell by 2.5% over the same period.

Forest of Dean house prices are now 50.5% above their previous peak in 2007, compared to +53.1% for the South West and +56.6% across England.

Local prices have fallen by 3.4% in 2023 so far, compared to growth of 15.2% over the same period in 2022.

Year-To-Date Change in House Prices, December to November

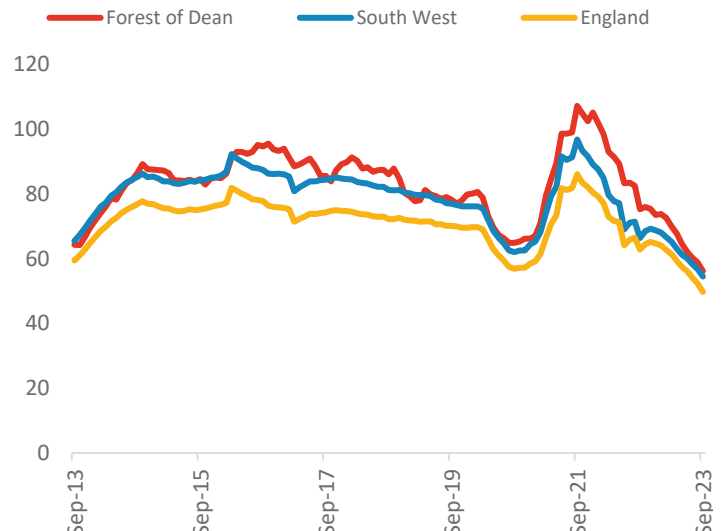


Transactions (September 2023 data)

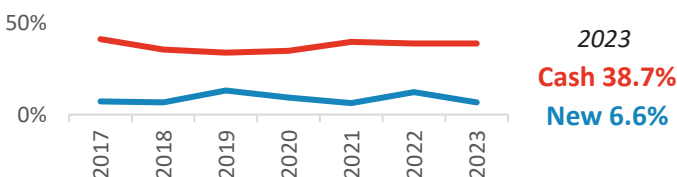
There were 898 transactions in Forest of Dean during the 12 months to September 2023. This is 56% of the average from 2001-05 and suggests activity is significantly below pre-downturn levels.

Transactions in Forest of Dean have fallen by 35.8% since 2014, compared to changes of -36.2% for the South West and -35.3% for England.

Annual Transactions, Indexed (2001-05 average = 100)



Cash and New Build Sales as % of Total, by Year*



* The latest data here is subject to the 'Land Registry Lag'. For more details:

<https://builtplace.com/digging-deeper-land-reg-lag-coronavirus/>

Note: These transaction counts do not include those identified as transfers under a power of sale/repossessions, buy-to-lets (where they can be identified by a mortgage), and transfers to non-private individuals.