

January 2024 Housing Market Report

Spelthorne

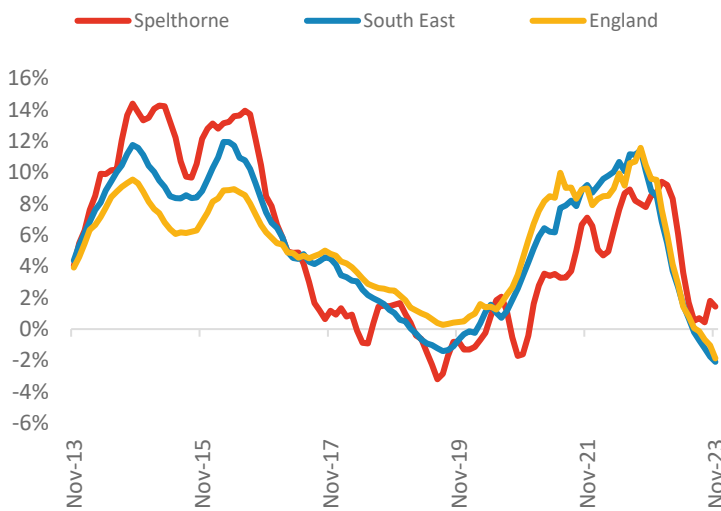
Powered by: **BuiltPlace**



	Current level	3 month	Annual	5 year	10 year
House prices	£430,611	3.6%	1.4%	15.1%	63.7%
Transactions	1,074	-14.0%	-26.8%	-25.7%	-25.1%

House Prices (November 2023 data)

Annual Change in House Prices

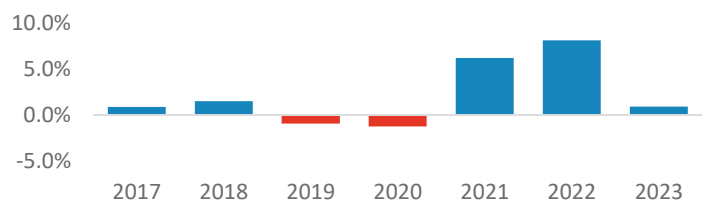


House prices in Spelthorne grew by 1.4% in the 12 months to November 2023 (based on 3-month smoothed data). By comparison national house prices fell by 1.9% and prices in the South East fell by 2.1% over the same period.

Spelthorne house prices are now 62.9% above their previous peak in 2007, compared to +62.7% for the South East and +56.6% across England.

Local prices have grown by 0.9% in 2023 so far, compared to growth of 8.2% over the same period in 2022.

Year-To-Date Change in House Prices, December to November

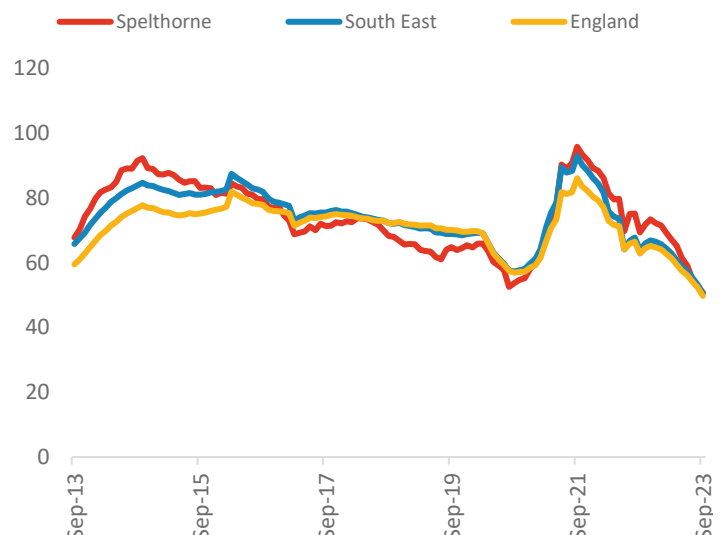


Transactions (September 2023 data)

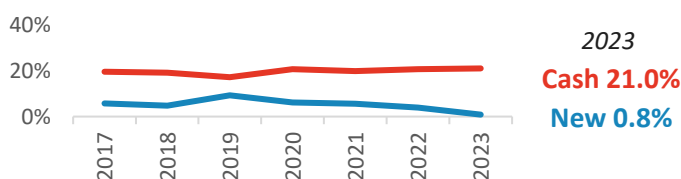
There were 1,074 transactions in Spelthorne during the 12 months to September 2023. This is 51% of the average from 2001-05 and suggests activity is significantly below pre-downturn levels.

Transactions in Spelthorne have fallen by 42.9% since 2014, compared to changes of -39.7% for the South East and -35.3% for England.

Annual Transactions, Indexed (2001-05 average = 100)



Cash and New Build Sales as % of Total, by Year*



* The latest data here is subject to the 'Land Registry Lag'. For more details:

<https://builtplace.com/digging-deeper-land-reg-lag-coronavirus/>

Note: These transaction counts do not include those identified as transfers under a power of sale/repossessions, buy-to-lets (where they can be identified by a mortgage), and transfers to non-private individuals.