

# January 2024 Housing Market Report

## Surrey Heath

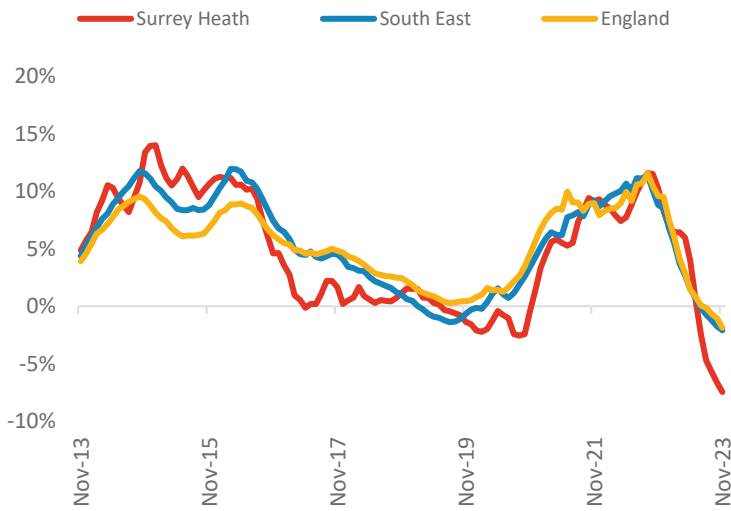
Powered by: **BuiltPlace**



	Current level	3 month	Annual	5 year	10 year
House prices	£430,002	0.4%	-7.5%	9.3%	47.5%
Transactions	1,048	-13.5%	-25.0%	-17.8%	-21.1%

### House Prices (November 2023 data)

#### Annual Change in House Prices

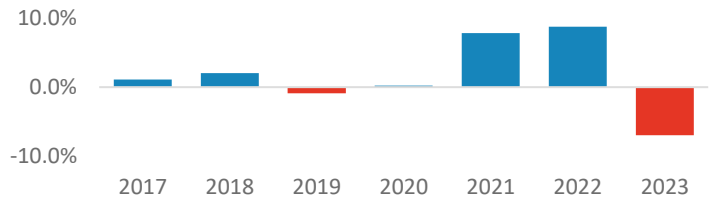


House prices in Surrey Heath fell by 7.5% in the 12 months to November 2023 (based on 3-month smoothed data). By comparison national house prices fell by 1.9% and prices in the South East fell by 2.1% over the same period.

Surrey Heath house prices are now 46.8% above their previous peak in 2007, compared to +62.7% for the South East and +56.6% across England.

Local prices have fallen by 7.0% in 2023 so far, compared to growth of 8.8% over the same period in 2022.

#### Year-To-Date Change in House Prices, December to November

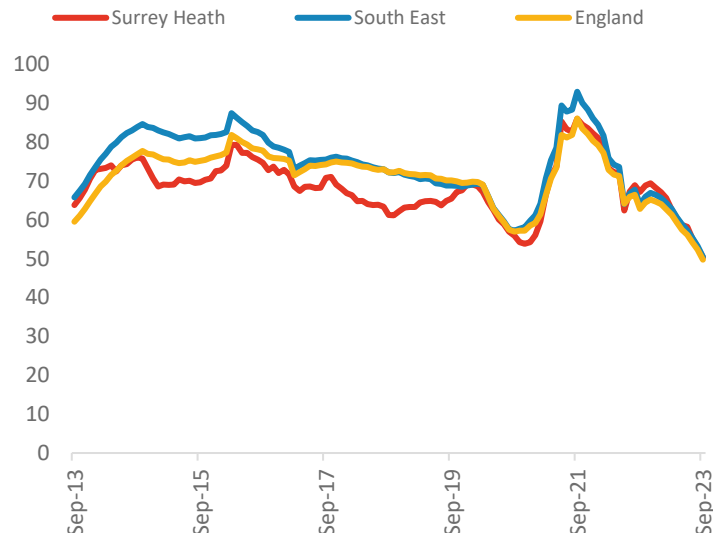


### Transactions (September 2023 data)

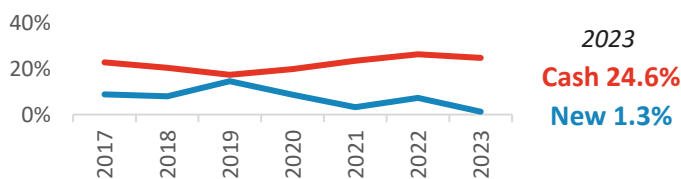
There were 1,048 transactions in Surrey Heath during the 12 months to September 2023. This is 50% of the average from 2001-05 and suggests activity is significantly below pre-downturn levels.

Transactions in Surrey Heath have fallen by 28.7% since 2014, compared to changes of -39.7% for the South East and -35.3% for England.

#### Annual Transactions, Indexed (2001-05 average = 100)



#### Cash and New Build Sales as % of Total, by Year\*



\* The latest data here is subject to the 'Land Registry Lag'. For more details:

<https://builtplace.com/digging-deeper-land-reg-lag-coronavirus/>

Note: These transaction counts do not include those identified as transfers under a power of sale/repossessions, buy-to-lets (where they can be identified by a mortgage), and transfers to non-private individuals.