

Basingstoke and Deane

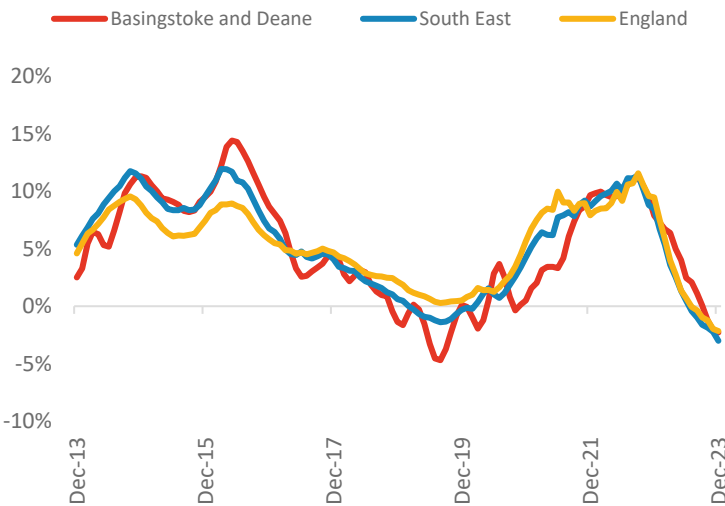


Powered by: **BuiltPlace**

	Current level	3 month	Annual	5 year	10 year
House prices	£351,057	-0.9%	-2.3%	16.4%	59.1%
Transactions	1,910	-11.5%	-21.6%	-37.7%	-27.5%

House Prices (December 2023 data)

Annual Change in House Prices



House prices in Basingstoke and Deane fell by 2.3% in the 12 months to December 2023 (based on 3-month smoothed data). By comparison national house prices fell by 2.2% and prices in the South East fell by 3.0% over the same period.

Basingstoke and Deane house prices are now 51.3% above their previous peak in 2007, compared to +60.9% for the South East and +55.8% across England.

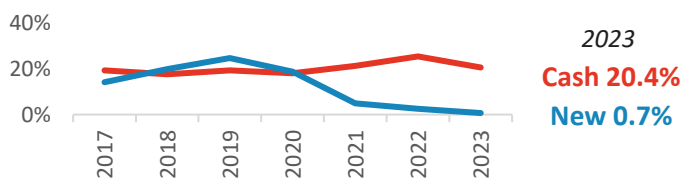
Local prices have fallen by 2.3% in 2023 so far, compared to growth of 7.9% over the same period in 2022.

Transactions (October 2023 data)

There were 1,910 transactions in Basingstoke and Deane during the 12 months to October 2023. This is 50% of the average from 2001-05 and suggests activity is significantly below pre-downturn levels.

Transactions in Basingstoke and Deane have fallen by 43.0% since 2014, compared to changes of -41.5% for the South East and -36.8% for England.

Cash and New Build Sales as % of Total, by Year*

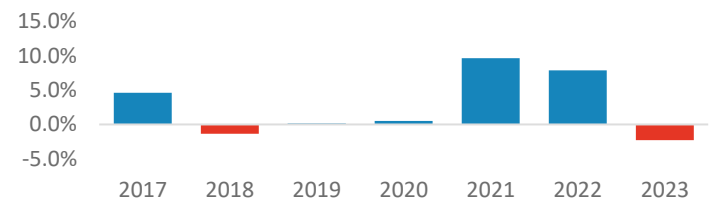


* The latest data here is subject to the 'Land Registry Lag'. For more details:

<https://builtplace.com/digging-deeper-land-reg-lag-coronavirus/>

Note: These transaction counts do not include those identified as transfers under a power of sale/repossessions, buy-to-lets (where they can be identified by a mortgage), and transfers to non-private individuals.

Year-To-Date Change in House Prices, December to December



Annual Transactions, Indexed (2001-05 average = 100)

