

# February 2024 Housing Market Report

## Bassetlaw

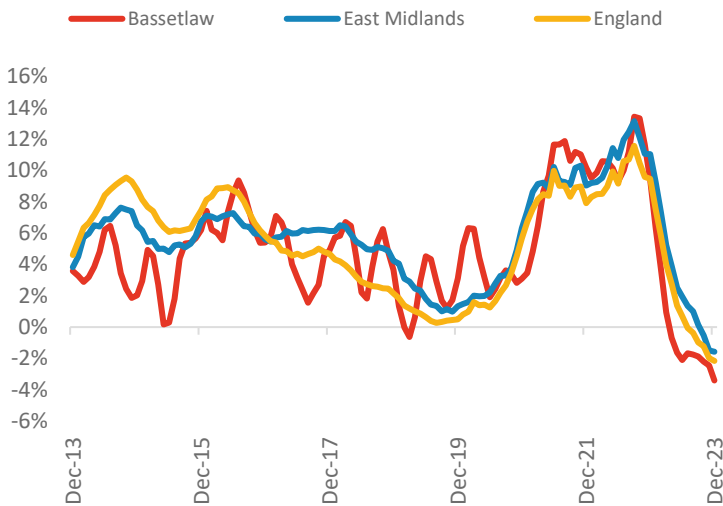
Powered by: **BuiltPlace**



	Current level	3 month	Annual	5 year	10 year
House prices	£188,092	-2.5%	-3.4%	23.8%	53.7%
Transactions	1,362	-10.2%	-26.6%	-30.3%	1.3%

### House Prices (December 2023 data)

#### Annual Change in House Prices

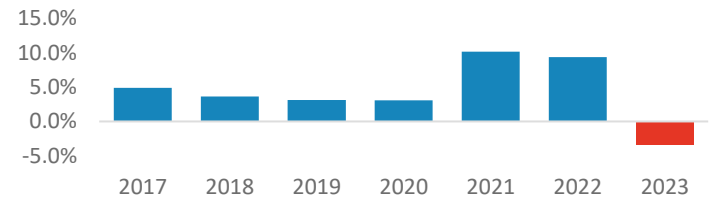


House prices in Bassetlaw fell by 3.4% in the 12 months to December 2023 (based on 3-month smoothed data). By comparison national house prices fell by 2.2% and prices in the East Midlands fell by 1.6% over the same period.

Bassetlaw house prices are now 37.7% above their previous peak in 2007, compared to +55.4% for the East Midlands and +55.8% across England.

Local prices have fallen by 3.4% in 2023 so far, compared to growth of 9.4% over the same period in 2022.

#### Year-To-Date Change in House Prices, December to December

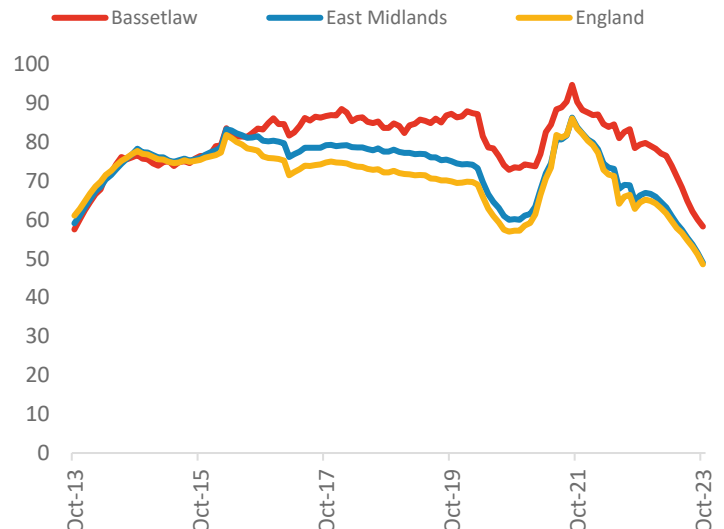


### Transactions (October 2023 data)

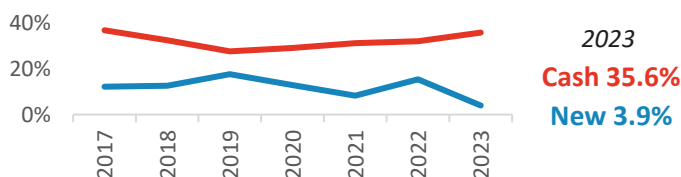
There were 1,362 transactions in Bassetlaw during the 12 months to October 2023. This is 58% of the average from 2001-05 and suggests activity is significantly below pre-downturn levels.

Transactions in Bassetlaw have fallen by 22.8% since 2014, compared to changes of -36.7% for the East Midlands and -36.8% for England.

#### Annual Transactions, Indexed (2001-05 average = 100)



#### Cash and New Build Sales as % of Total, by Year\*



\* The latest data here is subject to the 'Land Registry Lag'. For more details:

<https://builtplace.com/digging-deeper-land-reg-lag-coronavirus/>

Note: These transaction counts do not include those identified as transfers under a power of sale/repossessions, buy-to-lets (where they can be identified by a mortgage), and transfers to non-private individuals.