

February 2024 Housing Market Report

West Devon

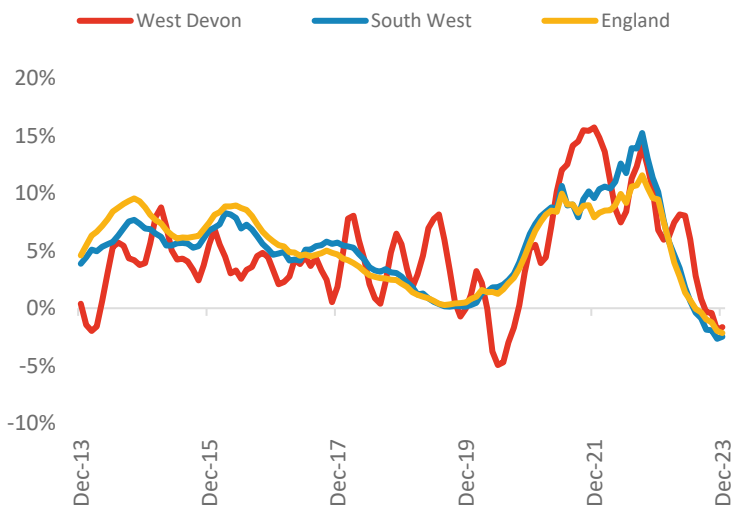
Powered by: **BuiltPlace**



	Current level	3 month	Annual	5 year	10 year
House prices	£330,802	-0.3%	-1.6%	27.9%	55.9%
Transactions	664	-11.1%	-26.0%	-28.4%	-17.6%

House Prices (December 2023 data)

Annual Change in House Prices

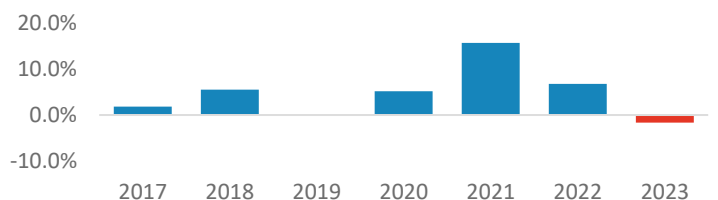


House prices in West Devon fell by 1.6% in the 12 months to December 2023 (based on 3-month smoothed data). By comparison national house prices fell by 2.2% and prices in the South West fell by 2.5% over the same period.

West Devon house prices are now 39.2% above their previous peak in 2007, compared to +52.0% for the South West and +55.8% across England.

Local prices have fallen by 1.6% in 2023 so far, compared to growth of 6.8% over the same period in 2022.

Year-To-Date Change in House Prices, December to December

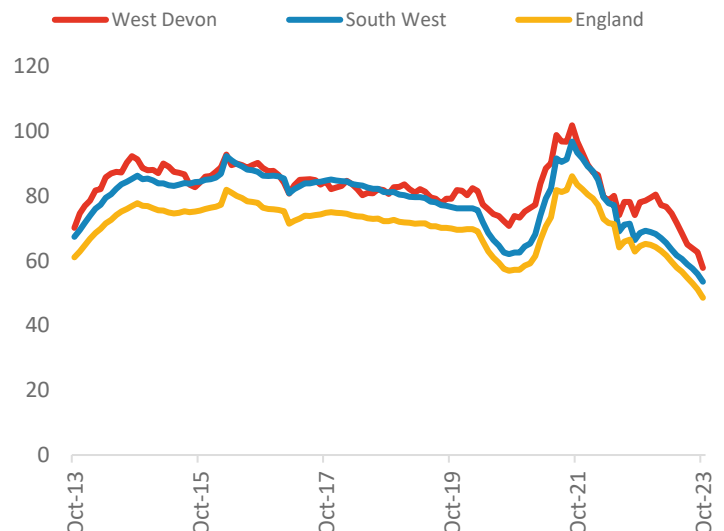


Transactions (October 2023 data)

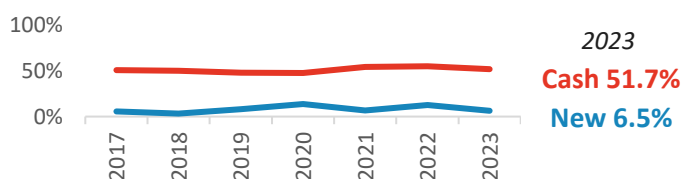
There were 664 transactions in West Devon during the 12 months to October 2023. This is 58% of the average from 2001-05 and suggests activity is significantly below pre-downturn levels.

Transactions in West Devon have fallen by 34.3% since 2014, compared to changes of -37.3% for the South West and -36.8% for England.

Annual Transactions, Indexed (2001-05 average = 100)



Cash and New Build Sales as % of Total, by Year*



* The latest data here is subject to the 'Land Registry Lag'. For more details:

<https://builtplace.com/digging-deeper-land-reg-lag-coronavirus/>

Note: These transaction counts do not include those identified as transfers under a power of sale/repossessions, buy-to-lets (where they can be identified by a mortgage), and transfers to non-private individuals.