

Basingstoke and Deane

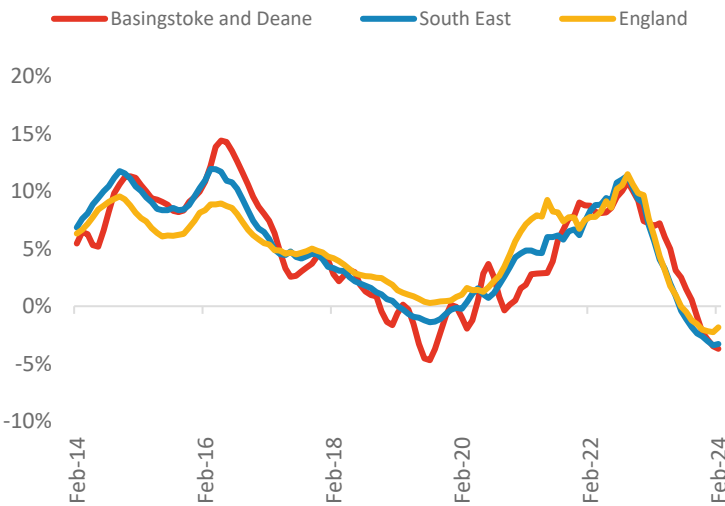


Powered by: **BuiltPlace**

	Current level	3 month	Annual	5 year	10 year
House prices	£343,118	-1.2%	-3.7%	13.1%	52.1%
Transactions	1,789	-16.3%	-32.3%	-41.8%	-35.4%

House Prices (February 2024 data)

Annual Change in House Prices



House prices in Basingstoke and Deane fell by 3.7% in the 12 months to February 2024 (based on 3-month smoothed data). By comparison national house prices fell by 1.9% and prices in the South East fell by 3.3% over the same period.

Basingstoke and Deane house prices are now 47.8% above their previous peak in 2007, compared to +55.8% for the South East and +52.9% across England.

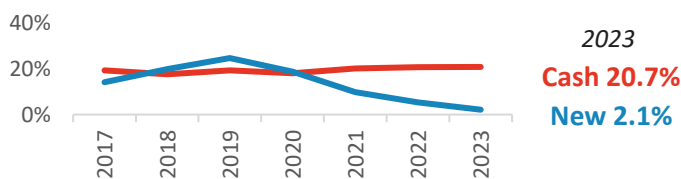
Local prices have fallen by 0.7% in 2024 so far, compared to growth of 0.2% over the same period in 2023.

Transactions (December 2023 data)

There were 1,789 transactions in Basingstoke and Deane during the 12 months to December 2023. This is 47% of the average from 2001-05 and suggests activity is significantly below pre-downturn levels.

Transactions in Basingstoke and Deane have fallen by 46.6% since 2014, compared to changes of -46.1% for the South East and -41.2% for England.

Cash and New Build Sales as % of Total, by Year*

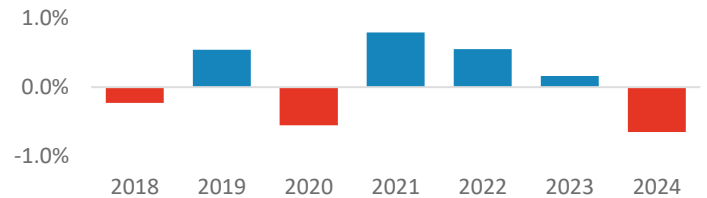


* The latest data here is subject to the 'Land Registry Lag'. For more details:

<https://builtplace.com/digging-deeper-land-reg-lag-coronavirus/>

Note: These transaction counts do not include those identified as transfers under a power of sale/repossessions, buy-to-lets (where they can be identified by a mortgage), and transfers to non-private individuals.

Year-To-Date Change in House Prices, December to February



Annual Transactions, Indexed (2001-05 average = 100)

